

Global Youth Tobacco Survey 2008
and
Global School Personnel Survey 2008

Report

for

Mauritius and Rodrigues

Ministry of Health and Quality of Life, Republic of Mauritius
World Health Organization
Centres for Disease Control and Prevention, USA

Global Youth Tobacco Survey 2008

and

Global School Personnel Survey 2008

Report for

Mauritius and Rodrigues

Deowan Mohee

Research Coordinator

Table of Contents

	Page
Foreword	i
Republic of Mauritius	i
Acknowledgements	ii
1. Executive summary	1
1.1. Global Youth Tobacco Survey (Mauritius and Rodrigues)	1-2
1.2. Global School Personnel Survey (Mauritius and Rodrigues)	3
2. Introduction	4-6
3. Global Youth Tobacco Survey	
3.1. Objectives	7
3.2. Methodology	8-10
3.3. Results	11-39
3.4. Discussion	40-52
4. Global School Personnel Survey	
4.1. Objectives	53
4.2. Methodology	54-55
4.3. Results	56-67
4.4. Discussion	68-70
5. Recommendations	71-72
6. Appendices	
A - Statistical Testing – Confidence Interval	73
B - GYTS Questionnaire (English)	74-85
C - GYTS Questionnaire (Creole)	86-98
D - GSPS Questionnaire	99-103
7. List of Tables	104-105
8. List of Figures	106
9. References	107

Foreword

In 1998, the World Health Organization, the Centres for Disease Control and Prevention and the Canadian Public Health Association initiated the Global Tobacco Surveillance System (GTSS) to assist countries in establishing tobacco control surveillance and monitoring programmes. GTSS includes collection of data through three school-based and one household surveys:

- the Global Youth Tobacco Survey (GYTS) for youth;
- the Global School Personnel Survey (GSPS) for adults;
- the Global Health Professions Student Survey (GHPSS) for adults; and
- the Global Adult Tobacco Survey (GATS) for households.

These surveys meet the need for countries to establish surveillance programmes as stated in Article 20 of the Framework Convention for Tobacco Control of the World Health Organization:

“The Parties shall establish, as appropriate, programmes for national, regional and global surveillance of the magnitude, patterns, determinants, and consequences of tobacco consumption and exposure to tobacco smoke. Towards this end, the Parties should integrate tobacco surveillance programmes into national, regional and global health surveillance programmes so that data are comparable and can be analysed at the regional and international levels, as appropriate.”

The WHO is primarily responsible for the management and implementation of the GYTS at the global and regional level whereas the CDC plays a predominantly technical role. At the national level, the GYTS is managed by government.

In Mauritius and Rodrigues, the first GYTS survey was conducted in 2003 and the second one in 2008. The Global School Personnel Survey was first conducted in 2008. This report presents the objectives, methodology, findings and recommendations of the GYTS and GSPS conducted in 2008.

The Republic of Mauritius

The Republic of Mauritius is situated in the Indian Ocean and comprises of a main island, Mauritius, and a group of small islands including Rodrigues.

Mauritius has an area of 1,865 square kilometers with a population of 1.2 million at the end of 2007. Life expectancy was 69.1 years for males and 75.9 years for females and infant mortality rate was 15.3% per 1,000 live births in 2007.

Rodrigues is situated approximately 546 kilometres (350 miles) from Mauritius and covers an area of 110 kilometres. At the end of the year 2007, the population was 37,314. Life expectancy was 70.3 years for males and 76.2 years for females and infant mortality rate was 15.4% per 1,000 live births in 2007.

Acknowledgements

I wish to express my gratitude to the following persons and organizations for their contribution in the GYTS and GSPS surveys:

- Dr. Jean Pierre Baptiste and Dr. Nivo Ramanandraibe of the WHO Regional Office for their technical support;
- Dr. R. Munbodh, WHO Liaison Officer, Mr. A. Nundoochan, Administrative Officer, and the secretarial staff of the WHO Country Office for financial/logistical support;
- Dr. C. W. Warren, V. Lea, A. Goding, N. R. Jones and B. O'Hara of the Centres for Disease Control and Prevention, USA, for the trainings, data processing and continuous help;
- Mrs J. Veerapen, Senior Chief Executive, Dr. N. Gopee, Director General Health Services, Dr. V. Pauvaday, Director Health Services and Dr. N. Jaypaul, Director Health Services and Mr. D. Gaoneadree, Principal Assistant Secretary, Ministry of Health and Quality of Life, for their continuous support;
- the Ministry of Education, Culture and Human Resources, especially Mr.R. Nayeck, Coordinator (Health and Anti-drug), for facilitating the conduct of the surveys in the schools in Mauritius;
- the Commission for Education, Training, Arts and Culture, Library Services and Human Resource, especially Mrs C. Grandcourt, Acting Departmental Head of the Commission at the time of the surveys, for planning the surveys in Rodrigues;
- Mr. P. Burhoo, Senior Researcher, Mauritius Institute of Health, for vetting the questionnaires and helping in data analysis;
- Mr N. Jeeanody, Chief Health Statistician, Ministry of Health and Quality of Life, for helping in data analysis;
- Miss Vinoda Pitchamootoo, Health IEC Officer, Ministry of Health and Quality of Life, for assisting in data analysis and editing;
- the Private Secondary Schools Authority for facilitating the conduct of the surveys in the schools in Mauritius;
- the rectors, teachers and students of the public and private secondary schools and confessional schools where the surveys were conducted;
- officers of the Health IEC Unit, Ministry of Health and Quality of Life, who served as Research Assistants for the survey; and
- officers of the Commission for Education, Training, Arts and Culture, Library Services and Human Resource, Rodrigues, who served as Research Assistants for the survey.

1. Executive Summary

1.1 Global Youth Tobacco Survey

The Global Youth Tobacco Survey 2008 was a school-based survey of students in Forms II to IV and aged 13-15 years. In Mauritius, 1,645 students participated in the survey and the students' response rate was 82.5%. In Rodrigues, 910 students participated in the survey and the students' response rate was 93.1%. The survey includes data on prevalence of cigarette and other tobacco use as well as information on the following determinants of tobacco use: knowledge and attitudes, access/availability, exposure to secondhand smoke, media and advertising, school curriculum and smoking cessation.

The main findings of the survey are:

Prevalence

- In 2008, 28.4 % of students in Mauritius and 35.9% in Rodrigues had ever smoked cigarettes compared to 31.3% in Mauritius and 54.5% in Rodrigues in 2003.
- In 2008, 13.7 % of students in Mauritius and 11.9% in Rodrigues were current cigarette smokers compared to 14.8% in Mauritius and 19.7% in Rodrigues in 2003.

Attitudes

- In 2008, 36.3 % of students in Mauritius and 44.9% in Rodrigues thought that boys who smoke have more friends compared to 34.8% in Mauritius and 41.4% in Rodrigues in 2003.
- In 2008, 13.6% of students in Mauritius and 24.1% in Rodrigues thought that girls who smoke have more friends compared to 13.2% in Mauritius and 21.4% in Rodrigues in 2003.

Access and availability

- In 2008, 51.8 % of current smokers in Mauritius and 25.1% in Rodrigues bought cigarettes in a shop or supermarket, compared to 56.3% in Mauritius and 33.5% in Rodrigues in 2003.

Exposure to secondhand smoke

- In 2008, 36.1 % of students in Mauritius and 36.0% in Rodrigues lived in homes where others smoke in their presence compared to 42.7% in Mauritius and 43.1% in Rodrigues in 2003.
- In 2008, 73.6 % of students in Mauritius and 57.2% in Rodrigues were around others who smoke in places outside their home, compared to 67.8% in Mauritius and 65.7% in Rodrigues in 2003.

Exposure to media messages

- In 2008, 84.9% of students in Mauritius and 81.4% in Rodrigues saw anti-smoking media messages compared to 71.2% in Mauritius and Rodrigues in 2003.
- In 2008, 51.4% of students in Mauritius and 38.7% in Rodrigues saw pro-cigarette advertisements in newspapers or magazines compared to 40.7% in Mauritius and 38.4% in Rodrigues in 2003.

School Curriculum

- In 2008, 62.9% of students in Mauritius and 52.4% in Rodrigues were taught in class about the dangers of smoking compared to 50.7% in Mauritius and 57.0% in Rodrigues in 2003.

Smoking Cessation

- In 2008, 62.3% of current smokers in Mauritius and 67.9% in Rodrigues wanted to stop smoking compared to 64.2% in Mauritius and 65.6% in Rodrigues in 2003.

1. Executive Summary

1.2. Global School Personnel Survey

The Global School Personnel Survey (GSPS) includes data on prevalence of cigarette and other tobacco use as well as information on attitudes on school policy towards tobacco use and access to teaching materials and training.

The GSPS in Mauritius and Rodrigues was a school-based survey of school personnel from the schools that participated in the 2008 Global Youth Tobacco Survey (GYTS).

The main findings of the survey are:

Prevalence

- 14.5% of school personnel in Mauritius and 17.0% in Rodrigues are current cigarette smokers.
- 6.8% of school personnel in Mauritius and 4.5% in Rodrigues smoked on school premises in the past year.

Attitudes

- 59.5% of school personnel in Mauritius and 51.7% in Rodrigues are concerned very much about youth tobacco use.
- 89.1% of school personnel in Mauritius and 85.1% in Rodrigues think that teacher tobacco use influences youth tobacco use.

School Policies

- 95.7% of school personnel in Mauritius and 93.9% in Rodrigues agree that schools should have a policy prohibiting tobacco use among personnel.
- 73.2% of school personnel in Mauritius and 68.6% in Rodrigues report that their schools have a policy prohibiting tobacco use among personnel.
- 94.5% of school personnel in Mauritius and 88.9% in Rodrigues report that their schools enforce policies on tobacco use for students and personnel.

Access to Teaching Materials and Training

- 77.0% of teachers in Mauritius and 83.9% in Rodrigues think that teachers need specific training to help students avoid tobacco use.
- 36.8% of teachers in Mauritius and 32.8% in Rodrigues have access to teaching materials on tobacco use.
- 7.2% of teachers in Mauritius and 12.1% in Rodrigues have ever received training on youth tobacco use prevention.

2. Introduction

The Global Epidemic of Tobacco Use

The world is witnessing an unprecedented rise in the use of tobacco and tobacco-related diseases. According to the World Health Organization, around 1.3 billion people in the world are current smokers and most of them are in developing countries. Every day more than 13,000 people die from tobacco use¹ which amounts to about 5 million deaths annually. It is estimated that with the current smoking trend, tobacco use will be responsible for eight million deaths per year by 2020, 80 percent of which will occur in developing countries.² Tobacco kills 50 % of lifetime smokers and half of these deaths occur among people in their middle age (35-69 years)¹, thus depriving nations of the productive manpower they need for their economic development. There is no other consumer product on the market that kills as many people as tobacco.¹ Furthermore, it is the only consumer product that kills half of its regular users. It is also estimated that of the people alive to-day, 650 million will eventually be killed by tobacco. Tobacco kills more than AIDS, road accidents, suicide, murder, legal drugs and illegal drugs combined.¹ Tobacco contains more than 4,000 chemical substances, many of which are known to be harmful to human health. Sixty of these chemicals are known or suspected carcinogens³ which markedly increase the risk of multiple cancers among smokers, particularly lung cancer. Smokers are also at far greater risk of heart disease, strokes, emphysema and many other diseases. Smoking is responsible for 90% of all lung cancer, 75% of chronic bronchitis and emphysema and 25% of cases of ischaemic heart disease³

Tobacco Use among adults in Mauritius and Rodrigues

In Mauritius, the prevalence of smoking in the population aged 20 – 74 years was 35.9% among males and 5.1 % among females in 2004, compared to 57.9% among males and 7.0% among females in 1987.⁴ Although there has been a significant decline in tobacco use among males during the past two decades, it is noted that one in three adult males in Mauritius is still a smoker. Mauritius has the highest prevalence of current male smokers in Africa with an adjusted prevalence of 36.2%.

In Rodrigues, the prevalence of smoking in the population aged 20 – 74 years was 39.1% among males and 4.5% among females in 2004, compared to 58.4% among males and 4.9% among females in 1992.⁵

Tobacco use among youth in Mauritius and Rodrigues

The source of data on tobacco use among young people is mainly the Global Youth Tobacco Survey which was first carried out in 2003. Data relating to the 2003 survey are extensively referred to throughout this report.

Tobacco use and non-communicable diseases in Mauritius

As a risk factor for non-communicable diseases, tobacco use is contributing in fuelling a major epidemic of these diseases in Mauritius and Rodrigues. The Non-Communicable Diseases Surveys 2004 show that in Mauritius 28.8% and in Rodrigues 32.8% of adults have hypertension. The same studies show that in Mauritius 19.3% and in Rodrigues 9.4%

of adults have diabetes.⁴⁵ Furthermore, 50% of deaths in the Republic of Mauritius are attributed to cardiovascular diseases.

Framework Convention on Tobacco Control (FCTC)

In view of protecting “present and future generations from the devastating health, social, environmental and economic consequences of tobacco consumption and exposure to tobacco smoke”, Member countries of the World Health Organization endorsed the Framework Convention on Tobacco Control during the World Health Assembly in 2003. The FCTC became the first international treaty to promote national action and global cooperation to counter the worldwide spread of the tobacco epidemic.

Mauritius and the FCTC

Mauritius signed the FCTC on 17 June 2003 and ratified it on 17 May 2004. The treaty came into force for Mauritius on 27 February 2005. Ratification led to two major policy decisions:

- the preparation of a National Action Plan on Tobacco Control for the period 2008-2012;
- the passing of new FCTC-compliant tobacco regulations in December 2008.

The National Action Plan on Tobacco Control 2008-2012

The Action Plan aims to reduce mortality and morbidity related to tobacco use by pursuing three main objectives, namely, preventing tobacco use, promoting smoking cessation and reducing exposure to environmental tobacco smoke. It is the first attempt of the Ministry of Health and Quality of Life to address the problem of tobacco use in a comprehensive manner. It lays the foundation for sustained action relating to the major areas of tobacco control, for example, information and education, advertising, promotion and sponsorship, packaging and labeling, exposure to tobacco smoke, reduced accessibility to tobacco products to minors and others, illicit trade, smoking cessation and surveillance and research.

Tobacco Regulations

The Public Health (Restrictions on Tobacco Products) Regulations 2008 are in conformity with the WHO Framework Convention on Tobacco Control. They came fully into force as from 1 June 2009.

Briefly, the main provisions of the new tobacco regulations are:

- ban advertising, promotion and sponsorship - to protect against pro-tobacco messages and campaigns and the so-called corporate social responsibility of the tobacco industry.
- ban smoking in most public places - to protect against secondhand smoke.

- reduce accessibility and availability of tobacco products by banning the sale or distribution of tobacco products to and by minors.
- control illicit trade. All packages of cigarettes should display the following words: “Sale allowed in Mauritius only” and indicate the country of manufacture.
- control packaging and labeling. Only packages of 20 cigarettes are now allowed for sale and all packages carry pictorial warnings covering an average of 65% of the surface area.

Tobacco cultivation

To date a total of 300 hectares of land is under cultivation of tobacco in Mauritius and 278 full-time or part-time tobacco growers are registered employing a labour force of approximately 1,400 which is predominantly women.

3. Global Youth Tobacco Survey (GYTS)

3.1 Objectives of the GYTS

The GYTS was a school-based, tobacco-specific survey among students aged 13-15 years (Forms II to IV) and the objectives were:

- To document and monitor tobacco use in Mauritius and Rodrigues.
- To understand and assess students' attitudes, knowledge, and behaviours related to tobacco use and environmental tobacco smoke.
- To assess youth exposure to media messages on tobacco and prevention programmes in schools.
- To generate information on the availability and accessibility of tobacco products to young people.
- To generate information on the effectiveness of enforcement measures regarding tobacco use.
- To guide the development of youth tobacco prevention and control programmes.
- To contribute to global tobacco surveillance.

3.2. Methodology

Global Youth Tobacco Survey (GYTS) 2008

To date the GYTS has been conducted in 154 countries⁶ using a standardized methodology for constructing sample frames, selecting schools and classes, preparing questionnaires, conducting field procedures, and processing data. The common methodology being used by all the countries conducting the GYTS allows the comparison of data at the global level and across regions. It has allowed the GYTS to become an effective tool for global tobacco surveillance among young people. The survey includes questions on tobacco use, knowledge and attitudes regarding tobacco, exposure to secondhand smoke, pro-and anti-tobacco media and advertising exposure, desire for cessation, access to and availability of tobacco products, and anti-tobacco education in schools.

Sample design

A two-stage sample design was used for both Mauritius and Rodrigues to produce the representative sample of students aged 13 to 15 years needed for the GYTS. The first stage consisted of selecting the schools for the GYTS and the second stage consisted of selecting the classes for the survey.

Stage 1: Selection of schools

All public and private schools in Mauritius and Rodrigues having Forms II to Form IV, that is, students aged 13 to 15 years, were eligible to participate in the GYTS. Pre-vocational schools were not considered for the survey because previous experience showed that the literacy rate among students in the target population was low and the self-administered GYTS questionnaire could not be understood and used correctly.

Separate lists of schools with Forms II to Forms IV for Mauritius and Rodrigues were received from the Ministry of Education, Culture and Human Resources together with the enrolment size for each school. The lists of schools and the enrolment data were sent to the Centres for Disease Control and Prevention (CDC), Atlanta, USA, for selection of the schools for the survey. A total of 25 schools in Mauritius and the four secondary schools in Rodrigues were selected for the GYTS. Out of the 25 schools selected in Mauritius, 24 participated in the survey, giving a total school response rate of 96%. In Rodrigues, all the selected participated in the survey and therefore the school response rate was 100%. Schools were selected with probability proportional to school enrolment size, that is, large schools were more likely to be selected than small schools.

Stage 2: Selection of classes

At this stage, a list of Form II to Form IV classes in each selected school was prepared and used to carry out the class selection. Classes were randomly selected from a sequentially numbered list of all classes from each selected schools. CDC provided the random numbers used for the class selection. All enrolled students in the selected classes were eligible to participate in the survey. Student participation was voluntary and anonymous using self-administered data collection procedures. In Mauritius, 1,645 students out of a total of 1,995 sampled students participated in the survey, giving a response rate of 82.5%. In Rodrigues, a total of 910 students out of 977 sampled students participated in the survey, giving a response rate of 93.1%.

The questionnaire

The GYTS questionnaire was developed by WHO, UNICEF and a group of experts on tobacco addiction. The WHO questionnaire consists of a set of core questions and a set of optional questions. The core set of questions is used by all countries conducting the survey to allow comparison of data between countries and regions in the world. The optional set allows to choose questions that are country-specific as well as to add questions which a country considers important to collect additional information on tobacco use among students. The questionnaire used for the GYTS survey 2008 includes some questions that do not appear in the questionnaire proposed by WHO. The questionnaire was self-administered in classrooms. School, class and student anonymity was maintained throughout the GYTS process. The final questionnaire was translated into Creole and during the survey in Mauritius and Rodrigues, students were free to use either the English or Creole version of the questionnaire. Prior to the field work, some focus group discussions were carried out with students aged 13-15 years to test the accuracy of the translation and student understanding of the questions. The questionnaire was vetted by the Mauritius Institute of Health.

Data collection

In Mauritius, the GYTS was conducted in May 2008. Twelve officers of the Health Information, Education and Communication Unit, Ministry of Health and Quality of Life, were trained as Research Assistants were trained to conduct the survey in the selected schools under the supervision of the Research Coordinator. The Research Assistants worked in teams and were assigned specific schools. They were responsible for all preliminary contacts and arrangements with the schools, conducting the survey in the selected classes and arranging the answer sheets for transmission to the CDC. In Rodrigues, the survey was held in August 2008. The Acting Departmental Head of the Commission for Education, Training, Arts and Culture, Library Services and Human Resource acted as Liaison Officer and two officers of the same Commission served as Research Assistants.

Students in Mauritius and Rodrigues were surveyed in their respective classrooms under the supervision of the Research Assistants but in the absence of their teachers. Students were required to read the questionnaire and record their answers directly on a separate machine-readable answer sheet. The answer sheets were then collected in batches, one for each class and school. At the end of the field survey in Mauritius and Rodrigues, the answer sheets were sent by courier to the CDC for the analysis of the raw data.

Data Analysis

CDC used the computer programmes Epi-Info and SUDAAN for data analysis and submitted to the Ministry of Health and Quality of Life a set of tables for each question by sex, age and form, a description of the sample and weighing procedures plus school and student response rates. The Research Coordinator and his team used the processed data received from CDC to write the GYTS report.

Limitations of the GYTS

The GYTS is subject to three limitations.⁶ First, the GYTS is limited to students and therefore it is not representative of all youths aged 13-15 years. However, the majority of persons in this age group in Mauritius and Rodrigues attend government, private or technical schools. Second, these data apply only to youths who were in school on the day of the survey and who completed the survey. The GYTS response rate being high (above 80%) suggests that bias attributable to absence or non-response is limited. Finally, data were based on self-report of students, who might under-report or over-report their behaviours or attitudes. The extent of this bias cannot be determined from these data. However, reliability studies in the United States have indicated good test-retest results for similar tobacco-related questions.

3.3 Results (GYTS)

Table 1: Ever smokers, current smokers and susceptibility to start smoking

Category	Percentage of students who ever tried cigarette smoking even 1 or 2 puffs (ever smokers)		Percentage of students who smoked cigarette on 1 or more days on the 30 days before the survey (current smokers)		Percentage of never smokers likely to initiate smoking in the next year	
	2003	2008	2003	2008	2003	2008
Mauritius						
	31.3 (23.1-40.9)	28.4 (22.7-34.7)	14.8 (10.1-21.3)	13.7 (9.3-19.8)	7.5 (5.7-9.6)	11.2 (8.8-14.3)
Male	40.4 (31.4-50.2)	37.7 (29.5-46.6)	21.6 (16.3-28.0)	20.3 (13.9-28.6)	8.4 (6.2-11.2)	12.1 (9.2-15.8)
Female	22.6 (15.9-31.0)	19.9 (14.4-26.9)	8.5 (5.1-13.9)	7.7 (4.1-14.0)	6.8 (4.1-11.2)	10.7 (6.3-17.6)
Rodrigues						
Total	54.5 (48.0-60.8)	35.9 (30.5-41.6)	19.7 (15.6-24.6)	11.9 (8.6-16.2)	10.8 (8.7-13.2)	9.0 (5.9-13.3)
Male	63.1 (55.1-70.3)	46.3 (39.4-53.3)	26.6 (19.2-35.4)	16.3 (10.5-24.5)	15.6 (10.3-22.9)	10.2 (6.4-16.0)
Female	47.0 (38.5-55.7)	27.3 (20.8-35.0)	13.6 (10.0-18.2)	8.4 (5.6-12.4)	8.1 (5.1-12.8)	8.3 (4.9-13.7)

Figure 1: Ever smokers, current smokers and susceptibility to start smoking (Mauritius)

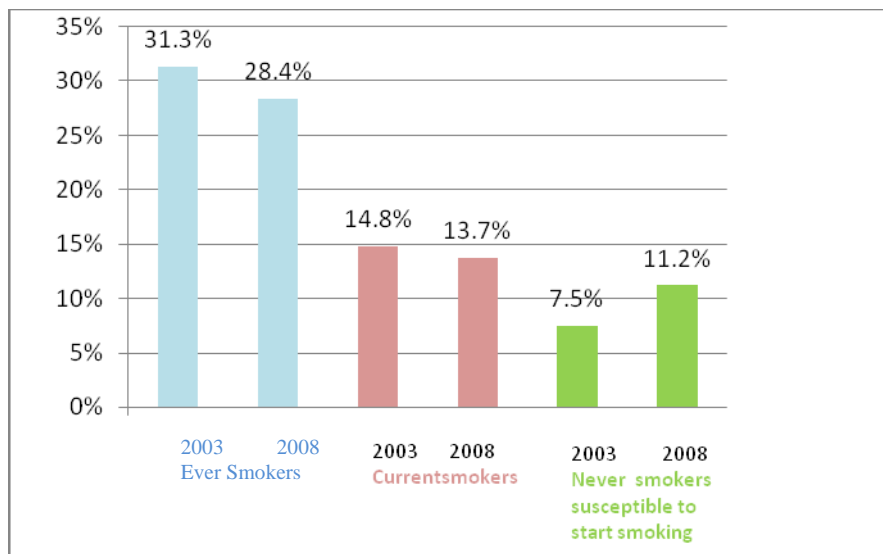
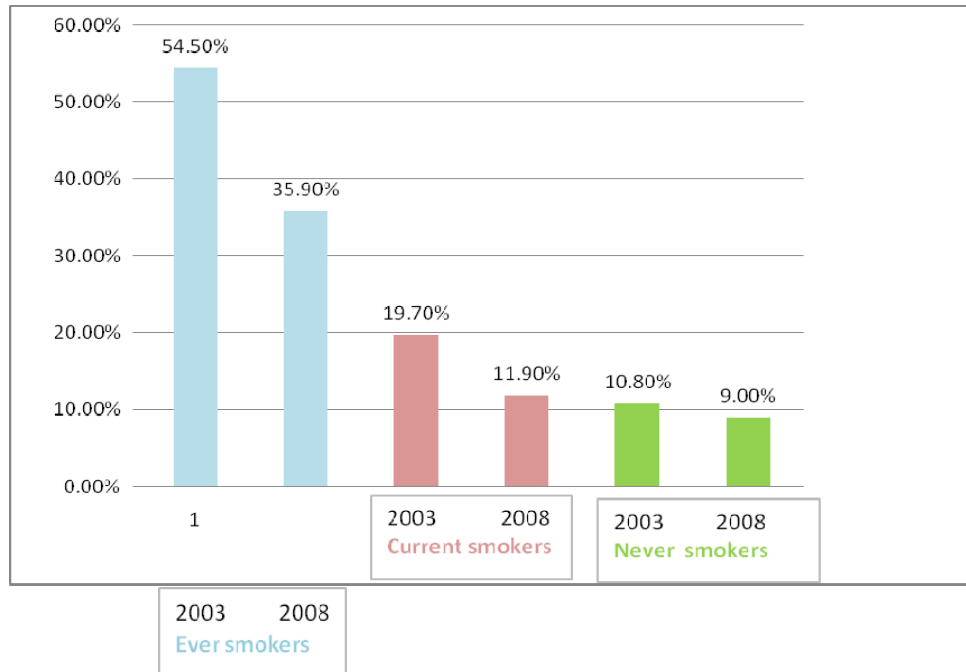


Figure 2: Ever smokers, current smokers and susceptibility to start smoking (Rodrigues)



Write up of Table 1-Mauritius

Ever smokers:

In 2003 nearly one in three students (31.3%) had ever smoked cigarettes. Male ever smokers were significantly higher than female ever smokers.

In 2008 more than one in four students (28.4 %) had ever smoked cigarettes. Male ever smokers were significantly higher than female ever smokers.

Current smokers:

In 2003, 14.8 % of students were current smokers, that is, they smoked cigarettes on one or more of the 30 days preceding the survey day. Male current smokers were significantly higher than female current smokers.

In 2008, 13.7% of students were current smokers, that is, they smoked cigarettes on one or more of the 30 days preceding the survey day. There was no significant difference by gender.

Susceptible smokers:

In 2003, 7.5% of students were susceptible to start smoking. There was no significant difference between male and female susceptibility to start smoking.

In 2008, 11.2% of students were susceptible to start smoking. There was no significant difference between male and female susceptibility to start smoking.

Write up of Table 1-Rodrigues

Ever smokers:

In 2003, one in two students (54.5%) had ever smoked cigarettes, with no significant difference by gender.

In 2008, one in three students (35.9%) had ever smoked cigarettes. Male ever smokers were significantly higher than female ever smokers.

Current smokers:

In 2003, nearly one in five students (19.7%) were current smokers, that is, they had smoked cigarettes on one or more of the 30 days prior to the survey day. Male current smokers were significantly higher than female current smokers.

In 2008, more than one in ten students (12.9%) were current smokers, that is, they had smoked cigarettes on one or more of the 30 days prior to the survey day. There was no significant difference by gender.

Susceptible smokers:

Both in 2003 and 2008, around one in ten students in Rodrigues was susceptible to start smoking, with no significant gender difference.

Table 2: Age of first trying a cigarette

Category	Percentage of ever smokers who ever tried a cigarette before 10 years		Percentage of ever smokers who first tried a cigarette at 10-11 years		Percentage of ever smokers who first tried a cigarette 12-13 years		Percentage of ever smokers who first tried a cigarette at 14-15 years	
	2003	2008	2003	2008	2003	2008	2003	2008
Mauritius								
Total	17.4 (14.1-21.3)	13.4 (8.9-19.8)	23.1 (16.8-30.9)	16.9 (12.0-23.2)	34.6 (28.9-40.8)	44.7 (39.7-49.8)	22.3 (19.2-25.8)	25.0 (19.5-31.5)
Male	16.7 (12.2-22.6)	12.4 (7.3-20.1)	27.2 (20.5-35.2)	19.2 (12.7-27.9)	31.4 (25.0-38.5)	41.5 (36.7-46.5)	21.8 (16.6-28.2)	26.9 (21.1-33.5)
Female	18.8 (13.5-25.7)	15.0 (7.3-28.3)	15.7 (11.1-21.6)	12.3 (7.3-19.9)	40.6 (33.8-47.8)	50.2 (37.7-62.7)	22.9 (16.8-30.4)	22.5 (13.8-34.5)
Rodrigues								
Total	23.0 (17.9-28.9)	26.6 (19.6-35.1)	21.5 (17.3-26.5)	21.1 (15.5-28.1)	29.0 (23.6-34.9)	29.8 (22.6-38.9)	25.6 (18.7-33.9)	22.5 (16.6-29.7)
Male	27.1 (21.1-34.0)	28.8 (19.4-40.4)	26.0 (21.0-31.6)	21.7 (15.0-30.4)	30.7 (22.8-39.9)	25.2 (17.8-34.5)	14.8(10.5-20.6)	24.3 (17.1-33.3)
Female	17.7 (12.5-24.4)	23.9 (15.2-35.6)	16.8(11.1-24.6)	20.6 (12.1-32.9)	27.5 (20.9-35.1)	35.3 (24.3-48.0)	37.5 (27.1-49.3)	20.2 (12.1-31.7)

Figure 3: Age of first trying a cigarette (Mauritius)

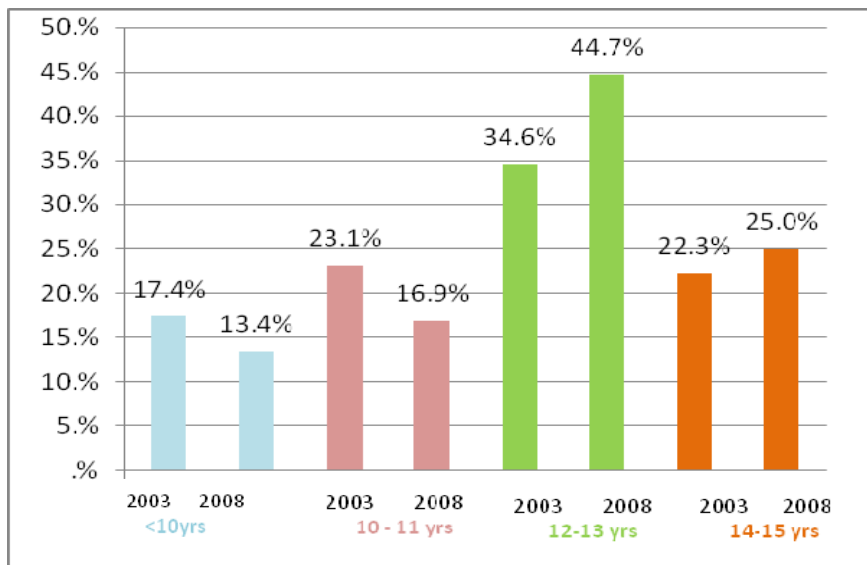
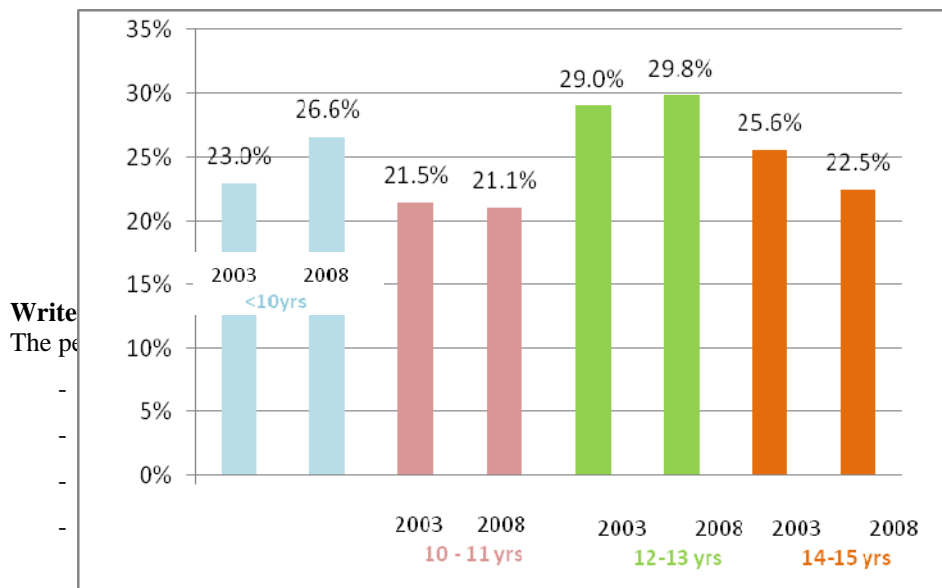


Figure 4: Age of first trying a cigarette (Rodrigues)



Write up of Table 2- Rodrigues

The percentage of students who first trying a cigarette in the different age groups was as follows:

- before the age of 10: 23.0% in 2003 and 26.6% in 2008
- at the age of 10-11 years: 21.5% in 2003 and 21.1% in 2008
- at the age of 12-13 years: 29.0% in 2003 and 29.8% in 2008
- at the age of 14-15 years: 25.6 % in 2003 and 22.5% in 2008

Table 3: Reasons to start smoking

Category	Reasons to start smoking cigarettes for current smokers					
	Pressure from friends		Influence of the media		Desire to experiment	
	2003	2008	2003	2008	2003	2008
Mauritius						
Total	32.6 (22.6-44.4)	25.7 (13.4-3.7)	3.4(1.5-7.4)	2.4 (0.8-6.6)	52.0 (39.3-64.5)	56.7 (41.0-71.2)
Male	38.7 (28.1-50.4)	33.3 (17.7-53.6)	2.7(0.8-8.9)	2.8 (0.9-8.2)	44.6 (32.6-57.2)	46.2 (31.3-61.7)
Female	19.3 (10.6-32.5)	10.4 (5.0-20.2)	5.3(2.1-12.4)	1.7 (0.3-8.4)	69.2 (55.9-80.0)	76.8 (66.0-85.0)
Rodrigues						
Total	9.6 (6.0-15.1)	9.3 (3.5-22.3)	4.3(2.0-9.4)	3.2 (0.8-12.7)	73.9 (65.8-80.7)	73.9 (57.8-85.4)
Male	14.9 (9.8-22.2)	10.3 (3.0-30.2)	6.2(2.6-13.9)	2.7 (0.4-18.0)	68.3 (56.7-77.9)	71.1 (51.1-86.0)
Female	2.0 (0.2-14.5)	*	1.7(0.2-12.0)	*	82.9 (68.2-91.6)	*

Write up of Table 3- Mauritius

Some of the reasons reported by current smokers to start smoking were as follows:

- pressure from friends: 32.6% in 2003 and 25.7% in 2008
- influence of the media: 3.4% in 2003 and 2.4 % in 2008
- desire to experiment: 52.0% in 2003 and 56.7% in 2008

Write up of Table 3- Rodrigues

Some of the reasons reported by current smokers to start smoking were as follows:

- pressure from friends: 9.6% in 2003 and 9.3% in 2008
- influence of the media: 4.3% in 2003 and 3.2% in 2008
- desire to experiment: 73.9% in 2003 and 2008

Table 4: Number of cigarettes smoked

Percentage of current smokers who....								
	Smoke less than 1 cigarette per day		Smoke 1 cigarette per day		Who smoke 2-5 cigarettes per day		Who smoke 6 or more cigarettes per day	
	2003	2008	2003	2008	2003	2008	2003	2008
Mauritius								
Total	33.3 (26.1-41.3)	36.6 (30.4-43.3)	32.5 (26.0-39.7)	32.8 (26.7-39.6)	22.8 (17.1-29.6)	22.9 (13.3-36.5)	11.5 (8.6-15.2)	7.7 (3.7-13.0)
Male	30.8 (21.8-41.5)	31.5 (23.5-40.9)	33.2 (25.4-42.0)	32.0 (24.3-40.9)	24.5 (17.3-33.4)	27.0 (16.1-41.5)	11.5 (8.5-15.4)	9.4 (4.5-18.6)
Female	38.4 (28.9-48.8)	51.0 (35.0-66.8)	31.8 (21.0-45.0)	33.0 (20.2-49.0)	19.4 (13.3-27.5)	11.6 (5.5-22.7)	10.4 (5.3-19.5)	4.4 (1.7-11.1)
Rodrigues								
Total	54.8 (45.0-64.2)	36.1 (24.3-49.7)	22.5 (15.3-31.7)	43.2 (32.4-54.7)	14.1 (10.4-18.8)	13.4 (7.4-23.0)	8.7 (5.1-14.5)	7.3 (2.9-17.2)
Male	49.7 (38.2-61.3)	37.2 (20.7-57.4)	22.7 (13.1-36.3)	38.6 (24.7-54.6)	14.3 (9.9-20.3)	17.1 (9.2-29.8)	13.3 (7.6-22.1)	7.1 (2.6-17.5)
Female	65.6 (46.7-80.6)	*	19.8 (10.4-34.4)	*	12.6 (5.8-25.4)	*	2.0 (0.2-14.1)	*

Figure 5: Number of cigarettes smoked (Mauritius)

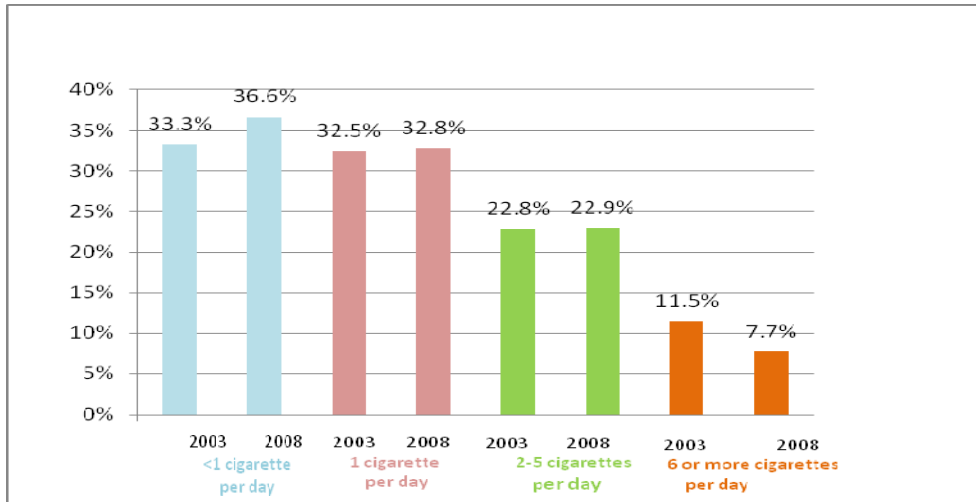
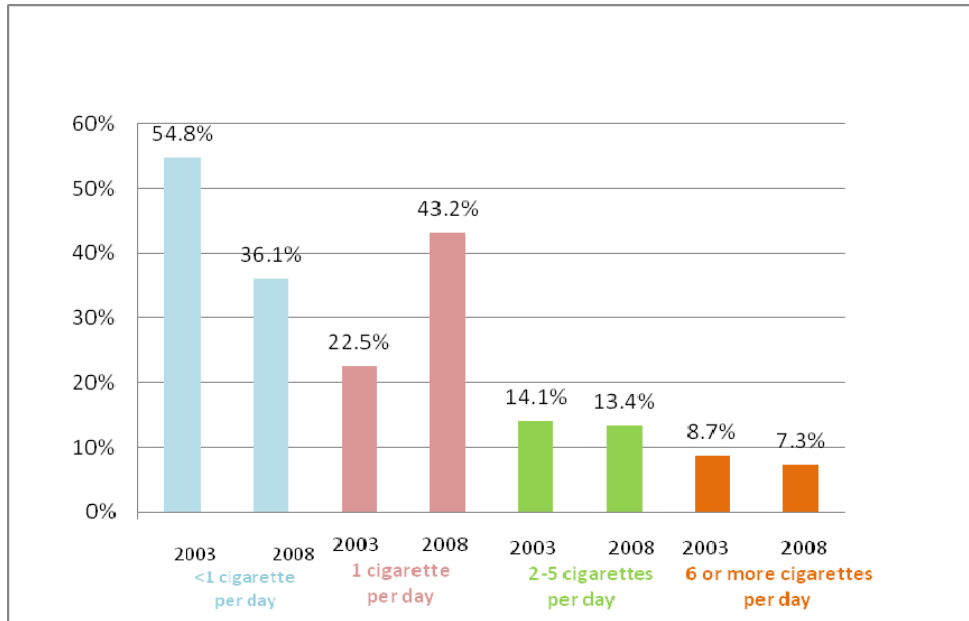


Figure 6: Number of cigarettes smoked (Rodrigues)



Write up of Table 4- Mauritius

The percentage of current smokers who reported smoking the following number of cigarettes per day was as follows:

- less than one cigarette per day: 33.3% in 2003 and 36.6% in 2008
- one cigarette per day: 32.5% in 2003 and 32.8% in 2008
- 2-5 cigarettes per day: 22.8% in 2003 and 22.9% in 2008
- more than 5 cigarettes per day: 11.5% in 2003 and 7.7% in 2008

Write up of Table 4- Rodrigues

The percentage of current smokers who reported smoking the following number of cigarettes per day was as follows:

- less than one cigarette per day: 54.8% in 2003 and 36.1% in 2008
 - one cigarette per day: 22.5% in 2003 and 43.2% in 2008
- 2-5 cigarettes per day: 14.1% in 2003 and 13.4% in 2008
- more than 5 cigarettes per day: 8.7% in 2003 and 7.3% in 2008

Table 5: Experimentation with other tobacco products and tobacco mixed with other drugs.

Category	Percentage of student who ever tried tobacco products other than cigarettes (cigars, little cigars, pipe tobacco, chewing tobacco, snuff)		Percentage of current smokers who sometimes smoke tobacco mixed with other drugs (gandia, brown sugar)	
	2003	2008	2003	2008
Mauritius				
Total	5.6 (3.8-8.1)	8.6 (6.8-10.8)	23.5 (13.4-37.8)	20.3 (12.0-32.1)
Male	8.4 (5.6-12.3)	11.7 (8.8-15.3)	28.0(16.3-43.8)	24.2 (12.0-42.8)
Female	3.0 (2.2-3.9)	5.5 (2.9-10.1)	12.6(4.9-28.5)	10.6 (4.0-25.6)
Rodrigues				
Total	5.1 (3.8-6.9)	9.5 (7.2-12.4)	20.8(11.3-35.1)	24.4 (12.2-43.1)
Male	*	10.0 (6.8-14.6)	23.6(13.4-38.3)	*
Female	*	9.2 (6.2-13.3)	*	*

Write up of Table 5-Mauritius

In 2003, 5.6% of students ever tried tobacco products other than cigarettes, with significant statistical difference by gender. Nearly one in four current smokers (23.5%) sometimes smoked tobacco mixed with other drugs. There was no significant difference by gender.

In 2008, 8.6% of students ever tried tobacco products other than cigarettes, with no significant difference by gender. One in five current smokers (20.3%) sometimes smoked tobacco mixed with other drugs, with no significant difference by gender.

Write up of Table 5- Rodrigues

In 2003, 5.1% of students ever tried tobacco products other than cigarettes. More than one in five current smokers (20.8%) sometimes smoked tobacco mixed with other drugs.

In 2008, 9.5% of students ever tried tobacco products other than cigarettes, with no significant difference by gender. One in four current smokers (24.4%) sometimes smoked tobacco mixed with other drugs.

Table 6: Knowledge of harmful effects of smoking on health

Category	Percentage of never smokers:		Percentage of current smokers:	
	Who definitely think that smoking is harmful to health		Who definitely think that smoking is harmful to health	
	2003	2008	2003	2008
Mauritius				
Total	78.8 (69.8-85.7)	88.9 (81.7-93.5)	44.5 (40.5-48.6)	64.3 (50.6-76.0)
Male	77.0 (69.4-83.1)	85.2 (77.1-90.7)	44.4 (39.0-50.0)	61.5 (45.1-75.6)
Female	80.0 (65.1-89.5)	92.0 (82.4-96.6)	44.6 (36.6-52.8)	70.7 (59.6-79.8)
Rodrigues				
Total	88.0 (82.0-92.2)	90.7 (86.2-93.8)	76.0 (66.9-83.3)	76.9 (60.2-88.0)
Male	85.7 (80.1-89.9)	88.1 (80.9-92.8)	79.4 (66.8-88.0)	79.5 (57.1-91.9)
Female	89.6 (80.2-94.8)	92.2 (87.3-95.3)	72.6 (56.2-84.6)	*

Write up of Table 6- Mauritius

In 2003, 78.8 % of never smokers and 44.5 % of current smokers definitely thought that smoking is harmful to health, with no significant difference by gender.

In 2008, 88.9 % of never smokers and 64.3 % of current smokers definitely thought that smoking is harmful to health, with no significant difference by gender.

Write up of Table 6 –Rodrigues

In 2003, 88.0 % of never smokers and 76.0% of current smokers definitely thought that smoking is harmful to health, with no significant difference by gender.

In 2008, 90.7 % of never smokers and 76.9 % of current smokers definitely thought that smoking is harmful to health, with no significant difference by gender among never smokers.

Table 7: Attitudes towards smoking

Category	Percentage of students		Percentage of students		Percentage of students		Percentage of students	
	Who think that boys who smokes have more friends		Who think that a girl who smokes have more friends		Who think that boys who smoke are more attractive		Who think that girls who smoke are more attractive	
	2003	2008	2003	2008	2003	2008	2003	2008
Mauritius								
Total	34.8 (30.3-39.7)	36.3 (31.5-41.4)	13.2 (10.8-16.0)	13.6 (10.8-17.0)	13.4 (10.8-16.4)	12.2 (9.4-15.7)	6.9 (5.2-9.2)	6.5 (5.2-8.1)
Male	30.5 (24.1-37.8)	32.5 (27.0-38.5)	12.5 (9.8-15.7)	12.6 (8.7-18.0)	15.0 (12.8-17.6)	12.9 (10.1-16.4)	8.1 (5.9-10.8)	7.5 (5.4-10.3)
Female	39.0 (35.4-42.7)	39.4 (33.8-45.3)	13.9 (11.1-17.3)	14.4 (10.9-18.8)	11.8 (8.2-16.8)	11.5 (7.8-16.6)	5.8 (3.3-10.0)	5.5 (3.2-9.3)
Rodrigues								
Total	41.4 (37.4-45.5)	44.9 (41.4-48.4)	21.4 (17.9-25.5)	24.1 (20.5-28.1)	11.9 (9.5-14.7)	11.6 (8.2-16.1)	9.1 (7.1-11.5)	9.5 (7.0-12.7)
Male	39.9 (34.8-45.3)	43.7 (38.0-49.6)	20.9 (17.0-25.5)	25.6 (20.5-31.6)	16.5 (13.0-20.6)	11.7 (7.7-17.3)	11.8 (9.1-15.0)	9.8 (6.5-14.5)
Female	42.4 (36.7-48.2)	46.2 (41.4-51.1)	21.4 (16.9-26.6)	23.1 (18.9-27.9)	8.1 (5.7-11.5)	11.7 (7.6-17.5)	6.8 (4.8-9.4)	9.3 (6.0-14.1)

Write up of Table 7- Mauritius

34.8 % of students in 2003 and 36.3% of students in 2008 thought that boys who smoke have more friends.
 13.2 % of students in 2003 and 13.6% of students in 2008 thought that girls who smoke have more friends.
 13.4 % of students in 2003 and 12.2% of students in 2008 thought that boys who smoke are more attractive.
 6.9 % of students in 2003 and 6.5% of students in 2008 thought that girls who smoke are more attractive.

Write up of Table 7- Rodrigues

41.4 % of students in 2003 and 44.9 % of students in 2008 thought that boys who smoke have more friends.
 21.4 % of students in 2003 and 24.1 % of students in 2008 thought that girls who smoke have more friends.
 11.9 % of students in 2003 and 11.6% of students in 2008 thought that boys who smoke are more attractive.
 9.1 % of students in 2003 and 9.5% of students in 2008 thought that girls who smoke are more attractive.

Table 8: Attitudes towards smoking

Category	% of students who think man who smoke is more manly		% of students who think girls who smoke are more sophisticated		% of students who think that smoking makes you more comfortable in parties, celebrations, etc.	
	2003	2008	2003	2008	2003	2008
Mauritius						
Total	8.3 (6.8-10.0)	7.6 (5.3- 10.8)	7.1 (5.3-9.4)	6.7 (5.5-8.1)	24.3 (22.0-26.7)	22.8 (18.8 - 27.3)
Male	7.9 (6.1-10.1)	7.6 (6.1 - 9.4)	6.4 (4.5-9.0)	6.8 (4.6-9.9)	25.3 (22.0-29.0)	23.9 (19.8 - 28.6)
Female	8.6 (6.2-11.7)	7.7 (4.4 - 13.0)	7.7 (5.2-11.2)	6.5 (4.7-9.1)	23.4 (20.6-26.4)	21.7 (16.1 - 28.5)
Rodrigues						
Total	6.3 (4.4-8.9)	4.1 (2.5-6.6)	6.8 (4.7-9.6)	3.8 (2.4-6.1)	43.1 (38.4-47.9)	38.1 (33.7-42.7)
Male	*	3.5 (1.3-9.5)	*	3.5 (1.6-7.2)	43.4 (37.2-49.9)	39.3 (33.1-45.9)
Female	*	4.6 (2.5-8.1)	*	4.1 (2.3-7.3)	42.9 (35.9-50.1)	37.4 (30.8-44.5)

Write up of Table 8- Mauritius

- 8.3 % of students in 2003 and 7.6% of students in 2008 thought that a man who smokes is manly.
- 7.1 % of students in 2003 and 6.7% of students in 2008 thought that a woman who smokes is sophisticated.
- 24.3 % of students in 2003 and 22.8% of students in 2008 thought that smoking makes a person more comfortable in parties.

Write up of Table 8- Rodrigues

- 6.3 % of students in 2003 and 4.1% of students in 2008 thought that a man who smokes is manly.
- 6.8 % of students in 2003 and 3.8% of students in 2008 thought that a woman who smokes is sophisticated.
- 43.1 % of students in 2003 and 38.1% of students in 2008 thought that smoking makes a person more comfortable in parties.

Table 9: Places where current smokers usually smoke

Percentage of current smokers who usually smoke.....								
Category	At home		In public places		At social events		At friends' houses	
	2003	2008	2003	2008	2003	2008	2003	2008
Mauritius								
Total	23.0 (18.6-27.9)	22.3 (13.9-33.7)	20.1 (14.5-27.3)	13.7 (8.1-22.1)	18.2 (12.8-25.2)	18.4 (12.0-27.3)	10.7 (6.0-18.3)	6.5 (3.1-13.3)
Male	19.5 (14.0-26.4)	17.8 (11.6-26.5)	24.3 (18.2-31.6)	16.4 (9.4-27.1)	18.2 (12.2-26.3)	15.6 (9.5-24.6)	11.0 (5.4-21.1)	8.2 (4.5-14.4)
Female	31.4 (20.2-45.3)	29.2 (11.6-56.5)	11.5 (6.6-19.2)	8.3 (2.9-21.6)	18.6 (10.7-30.5)	26.0 (12.2-47.0)	8.9 (3.8-19.5)	3.1 (1.5-6.3)
Rodrigues								
Total	21.2 (14.0-30.7)	11.4 (5.7-21.6)	7.9 (4.3-14.2)	6.3 (2.4-16.0)	36.1 (28.8-44.0)	24.8 (16.2-36.0)	15.3 (10.2-22.3)	20.8 (12.4-32.8)
Male	18.6 (12.0-27.7)	10.2 (3.6-25.6)	11.4(6.1-20.3)	10.1 (3.6-24.8)	39.6 (27.9-52.5)	28.9 (18.5-42.2)	11.5 (6.3-20.1)	10.6 (3.7-27.0)
Female	24.2 (12.1-42.6)	*	2.0 (0.3-13.6)	*	32.3 (20.6-46.6)	*	19.8 (9.8-35.9)	*

Write up of Table 9- Mauritius

The percentage of current smokers who reported usually smoking in the following places was as follows:

- at home: 23.0 % in 2003 and 22.3% in 2008
- in public places: 20.1 % in 2003 and 13.7% in 2008
- at social events: 18.2 % in 2003 and 18.4% in 2008
- at friend's houses: 10.7% in 2003 and 6.5% in 2008

Write up of Table 9- Rodrigues

The percentage of current smokers who reported usually smoking in the following places was as follows:

- at home: 21.2 % in 2003 and 11.4 % in 2008
- in public places: 7.9 % in 2003 and 6.3 % in 2008
- at social events: 36.1% in 2003 and 24.8% in 2008
- at friend's houses: 15.3 % in 2003 and 20.8 % in 2008

Table 10: How current smokers/students get their cigarettes

Category	Percentage of current smokers who						Percentage of students who were offered free cigarettes by a tobacco representative	
	Bought cigarettes in a supermarket or shop		Borrowed their cigarettes		Get someone to buy their cigarettes			
	2003	2008	2003	2008	2003	2008	2003	2008
Mauritius								
Total	56.3 (46.4-65.7)	51.8 (42.6-60.8)	15.7 (8.8-26.6)	21.1 (13.0-32.3)	10.5 (.2-17.1)	9.5 (4.9-17.8)	10.2 (2.8)	8.4 (5.2-13.3)
Male	63.1 (57.0-68.8)	57.1 (46.1-67.4)	10.4 (4.9-20.5)	18.6 (10.5-30.7)	9.6 (5.3-16.9)	9.1 (4.4-18.0)	14.3 (4.0)	13.5 (9.1-19.4)
Female	40.7 (27.0-56.0)	37.3 (21.4-56.5)	28.7 (17.5-43.2)	28.8 (14.6-48.9)	12.7 (7.2-21.6)	9.5 (2.6-29.1)	6.3 (2.6)	4.1 (2.7-6.3)
Rodrigues								
Total	33.5 (25.5-42.6)	25.1 (15.6-37.8)	12.7 (8.2-19.2)	14.6 (7.3-27.3)	18.2 (13.1-24.8)	19.3 (11.6-30.2)	10.5 (2.7)	7.4 (5.3-10.2)
Male	41.1 (30.2-52.9)	31.1 (18.3-47.7)	13.9 (7.8-23.6)	18.6 (8.4-36.3)	12.9 (8.4-19.2)	18.7 (9.8-32.7)	12.1 (3.6)	9.4 (6.2-14.1)
Female	22.3 (13.8-34.0)	*	9.8 (3.6-23.9)	*	26.2 (14.1-43.4)	*	8.6 (3.2)	5.8 (4.0-8.6)

Figure 7: How current smokers/students get their cigarettes (Mauritius)

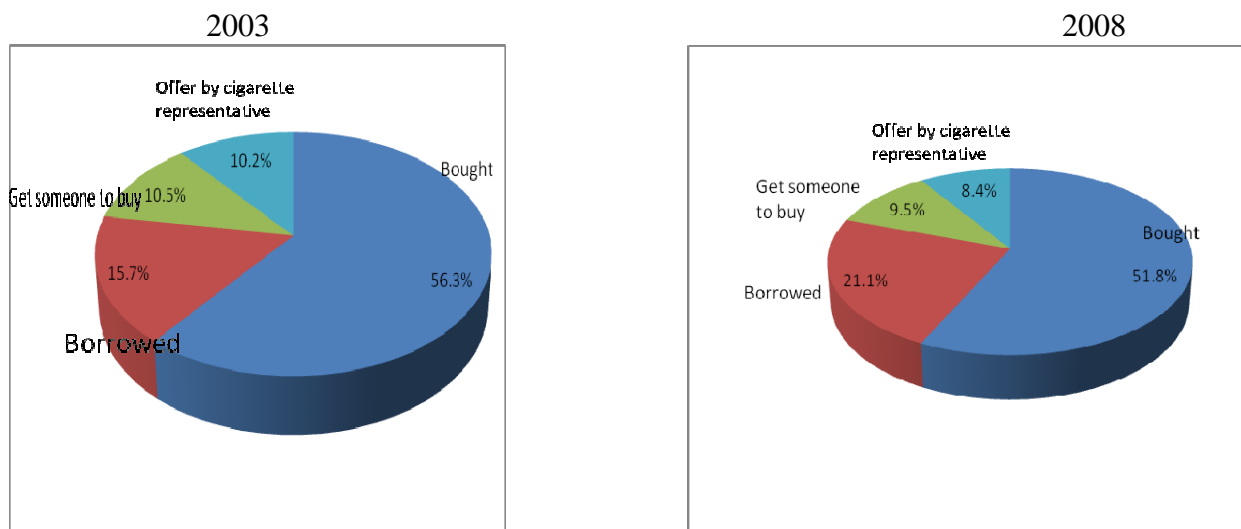
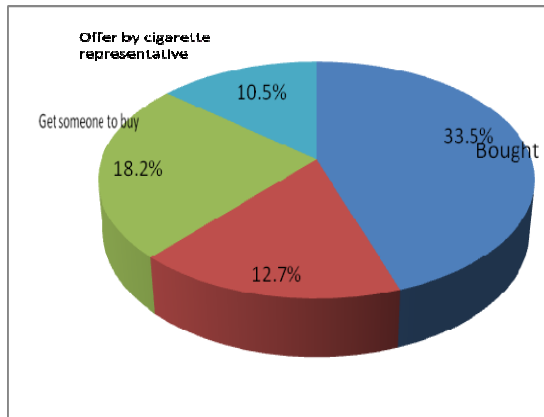
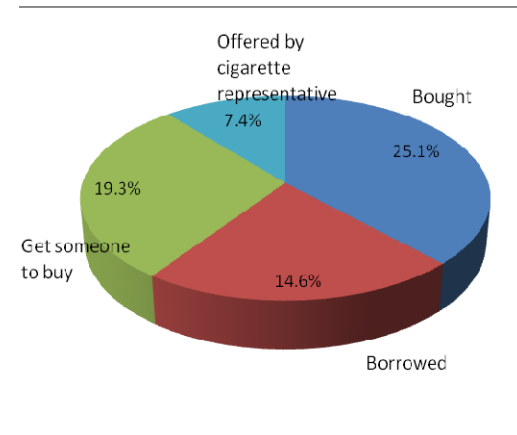


Figure 8: How current smokers/students get their cigarettes (Rodrigues)

2003



2008



Write up of Table 10- Mauritius

The percentage of current smokers who got their cigarettes in the following ways was as follows:

- bought them in a shop or supermarket: 56.3 % in 2003 and 51.8% in 2008
- got someone to buy them: 10.5 % in 2003 and 9.5% in 2008
- stole them: 3.4 % in 2003 and 1.1% in 2008

Furthermore, 10.2 % of students in 2003 and 8.4% in 2008 were offered free cigarettes from a tobacco company representative.

Write up of Table 10- Rodrigues

The percentage of current smokers who got their cigarettes in the following ways was as follows:

- bought them in a shop or supermarket: 33.5 % in 2003 and 25.1% in 2008
- got someone to buy them: 18.2 % in 2003 and 19.3% in 2008
- stole them: 15.7 % in 2003 and 3.3% in 2008

Furthermore, 10.5 % of students in 2003 and 7.4% in 2008 were offered free cigarettes from a tobacco company representative.

Table 11: Purchase of cigarettes in stores by minors

Category	Percentage of current smokers who purchased cigarettes in a store who were NOT refused because of their age	
	2003	2008
Mauritius		
Total	66.6 (48.2-81.0)	60.0 (45.2-73.2)
Male	59.4 (43.7-73.3)	52.0 (42.1-62.6)
Female	*	84.7 (47.0-97.2)
Rodrigues		
Total	*	*
Male	*	*
Female	*	*

Write up of Table 11- Mauritius

In 2003, 66.6% of current smokers and in 2008, 60.0% of current smokers purchased their cigarettes in a store and were not refused because of their age.

Write up of Table 11- Rodrigues

The number of respondents in each of the cells marked * was less than 35 and was therefore not considered for analysis purposes.

Table 12: Purchase of loose cigarettes in packets

Category	Percentage of current smokers who buy loose cigarettes		Percentage of current smokers who buy packets of 10		Percentage of students who know places that sell single or loose cigarettes in the area they live	
	2003	2008	2003	2008	2003	2008
Mauritius						
Total	60.5 (53.6-67.0)	68.7 (57.6-78.0)	29.9 (23.0-37.9)	23.3 (15.3-33.7)	65.3 (59.6-70.6)	66.8 (61.9-71.4)
Male	57.0 (48.4-65.3)	68.5 (56.2-78.6)	33.5 (24.8-43.6)	24.1 (15.2-36.2)	66.0 (61.8-70.0)	69.2 (64.3-73.7)
Female	67.8 (56.2-77.6)	*	21.7 (13.8-32.4)	*	64.5 (54.8-73.1)	64.7 (57.8-71.0)
Rodrigues						
Total	72.8 (56.3-84.7)	78.5 (63.3-88.5)	19.3 (10.8-32.2)	18.9 (9.7-33.8)	78.4 (75.6-80.9)	74.6 (70.3-78.5)
Male	77.8 (61.7-88.4)	*	19.6 (9.1-37.3)	*	79.8 (75.5-83.5)	75.0 (68.1-80.8)
Female	*	*	*	*	77.4 (74.0-80.5)	74.4 (69.6-78.6)

Write up of Table 12- Mauritius

In 2003, 60.5% of current smokers bought loose cigarettes and 29.9% bought cigarettes in packets of ten, with no significant difference by gender among current smokers who bought loose cigarettes. 65.3% of students knew places that sell single or loose cigarettes in the area they live, with no significant difference by gender. In 2008, 68.7% of current smokers bought loose cigarettes and 23.3% bought cigarettes in packets of ten. 66.8% of students knew places that sell single or loose cigarettes in the area they live. There was no significant difference by gender.

Write up of Table 12- Rodrigues

In 2003, 72.8% of current smokers bought loose cigarettes and 19.3% bought cigarettes in packets of ten. 78.4% of students knew places that sell single or loose cigarettes in the area they live, with no significant difference by gender.

In 2008, 78.5% of current smokers bought loose cigarettes and 18.9% bought cigarettes in packets of 10. 74.6% of students knew places that sell single or loose cigarettes in the area they live with no significant gender difference.

Table 13: Exposure to environmental tobacco smoke

Category	Percentage of students		Percentage of students		Percentage of students		Percentage of students	
	Who live in homes where others smoke in their presence		Who are around others who smoke in places outside their home		Who have one or more parents who smoke		Who have most or all friends who smoke	
	2003	2008	2003	2008	2003	2008	2003	2008
Mauritius								
Total	42.7 (37.7-47.9)	36.1 (30.0-42.7)	67.8 (62.8-72.5)	73.6 (69.7-77.2)	43.7 (40.9-46.5)	39.9 (34.2-45.8)	10.9(7.5-15.7)	12.0 (7.6-18.4)
Male	47.4 (39.1-55.8)	38.5 (29.9-48.0)	72.6 (68.5-76.3)	77.2 (73.5-80.5)	44.3 (38.1-50.6)	39.2 (31.3-47.7)	16.8(13.3-21.0)	17.0 (11.6-24.1)
Female	38.0 (32.2-44.2)	34.1 (27.8-41.0)	63.4 (56.2-70.1)	70.7 (64.9-75.8)	42.9 (37.0-49.0)	40.0 (34.1-46.3)	5.5(3.2-9.5)	7.5 (3.4-15.7)
Rodrigues								
Total	43.1 (38.8-47.5)	36.0 (32.5-39.7)	65.7 (60.9-70.3)	57.2 (52.4-61.9)	43.0 (39.7-46.3)	39.1 (35.5-43.0)	18.2 (14.3-22.8)	17.3 (13.1-22.6)
Male	43.0 (37.6-48.6)	38.7 (34.2-43.4)	67.9 (61.4-73.7)	59.9 (53.8-65.7)	41.6 (36.9-46.4)	43.7 (38.2-49.4)	25.1 (20.1-30.9)	24.9 (18.2-33.0)
Female	43.0 (37.8-48.4)	33.8 (28.5-39.6)	64.6 (59.8-69.0)	54.6 (48.3-60.7)	44.5 (39.8-49.3)	35.3 (29.8-41.1)	12.6 (8.8-17.7)	11.2 (7.5-16.6)

Figure 9: Exposure to environmental tobacco (Mauritius)

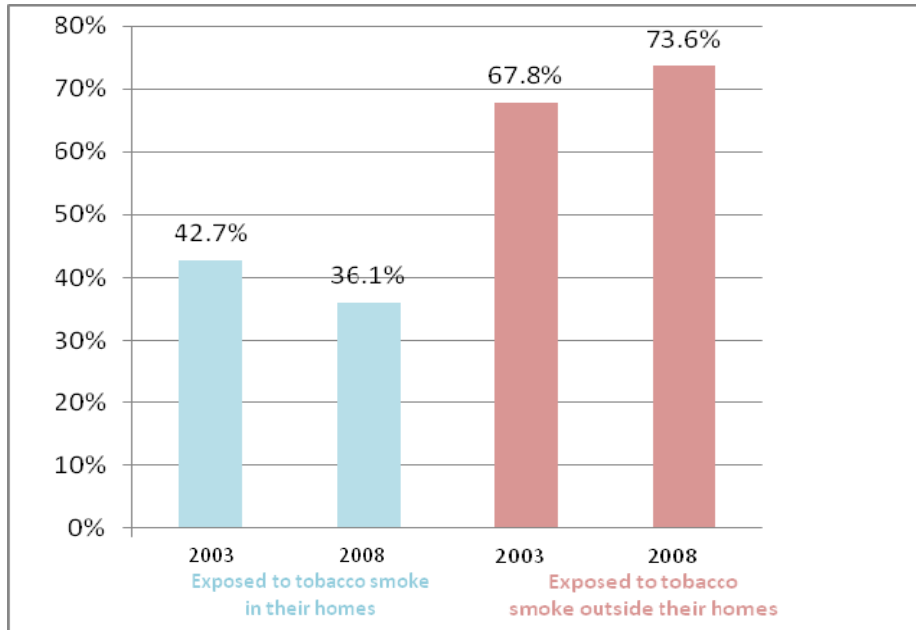
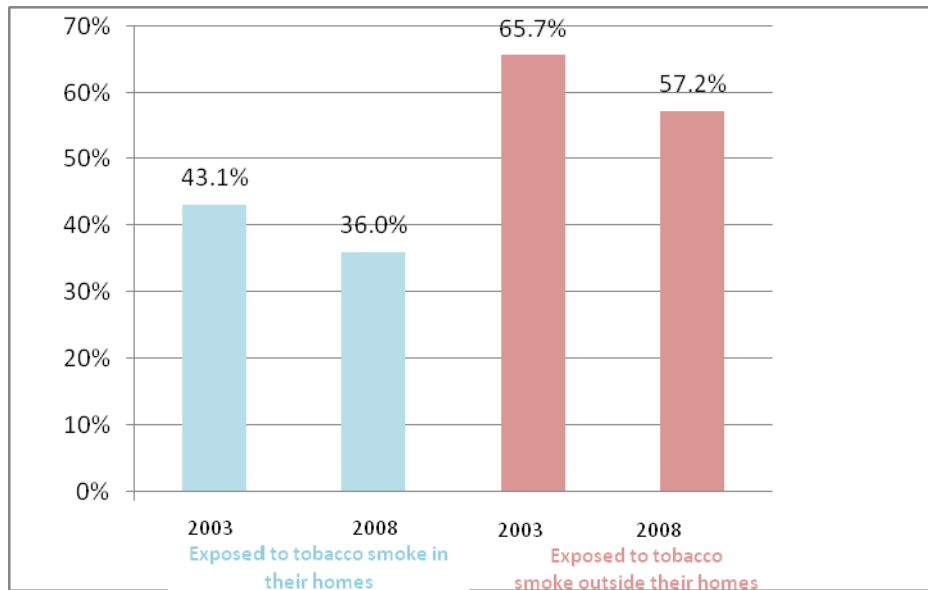


Figure 10: Exposure to environmental tobacco (Rodrigues)



Write up of Table 13-Mauritius

In 2003, 42.7% of students and in 2008, 36.1% of students lived in homes where others smoke in their presence.
 In 2003, 67.8% of students and in 2008, 73.6% of students were around others who smoke in public places.
 In 2003, 43.7% of students and in 2008, 39.9% of students had one or more parents who smoked.
 In 2003, 10.9% of students and in 2008, 12.0% of students had most or all friends who smoked.

Write up of Table 13-Rodrigues

In 2003, 43.1% of students and in 2008, 36.0% of students lived in homes where others smoke in their presence.
 In 2003, 65.7% of students and in 2008, 57.2% of students were around others who smoke in public places.
 In 2003, 43.0% of students and in 2008, 39.1% of students had one or more parents who smoked.
 In 2003, 18.2% of students and in 2008, 17.3% of students had most or all friends who smoked.

Table 14: Environmental tobacco smoke is harmful to health

Category	Percentage of students	
	Who think smoke from others is harmful to them	
	2003	2008
Mauritius		
Total	56.3 (50.2-62.2)	72.6 (65.8-78.5)
Male	54.0 (46.2-61.7)	69.4 (59.0-78.1)
Female	58.3 (48.6-67.7)	76.0 (69.3-81.7)
Rodrigues		
Total	79.5 (75.1-83.4)	85.8 (81.9-89.0)
Male	80.8 (74.2-86.0)	81.8 (75.6-86.8)
Female	79.2 (74.3-83.4)	89.0 (84.4-92.3)

Write up of Table 14- Mauritius

In 2003, 56.3 % of students and in 2008, 72.6% of students thought that tobacco smoke from others was harmful to them with no significant gender difference.

Write up of Table 14- Rodrigues

In 2003, 79.5 % of students and in 2008, 85.8% of students thought that tobacco smoke from others was harmful to them with no significant gender difference.

Table 15: Permission to smoke

Category	Percentage of students who think that a person who smoke around others should ask permission		Percentage of students who will not give permission to smoke if a person asks for it.	
	2003	2008	2003	2008
Mauritius				
Total	79.9 (76.1-83.2)	82.5 (75.0-88.1)	78.2 (71.7-83.5)	81.5 (75.6-86.3)
Male	75.1 (69.6-80.0)	80.5 (72.7-86.4)	73.6 (66.4-79.6)	78.1 (70.4-84.2)
Female	84.4 (78.3-89.1)	84.6 (75.4-90.8)	82.8 (75.3-88.4)	84.8 (76.4-90.5)
Rodrigues				
Total	63.0 (58.2-67.6)	52.1 (45.4-58.7)	83.8 (79.6-87.3)	90.4 (87.0-92.9)
Male	59.8 (52.7-66.6)	42.0 (34.5-49.9)	85.4 (79.2-89.9)	90.2 (84.6-93.9)
Female	65.6 (59.8-70.9)	60.3 (51.7-68.3)	82.9 (78.3-86.7)	90.4 (86.4-93.4)

Write up of Table 15- Mauritius

In 2003, 79.9 % of students thought that a person who smokes around others should ask permission while 78.2 % said they will not give permission to someone to smoke if he or she asks for it, with no significant difference by gender.

In 2008, 82.5% of students thought that a person who smokes around others should ask permission while 81.5 % said they will not give permission to someone to smoke if he or she asks for it, with no significant gender difference.

Write up of Table 15- Rodrigues

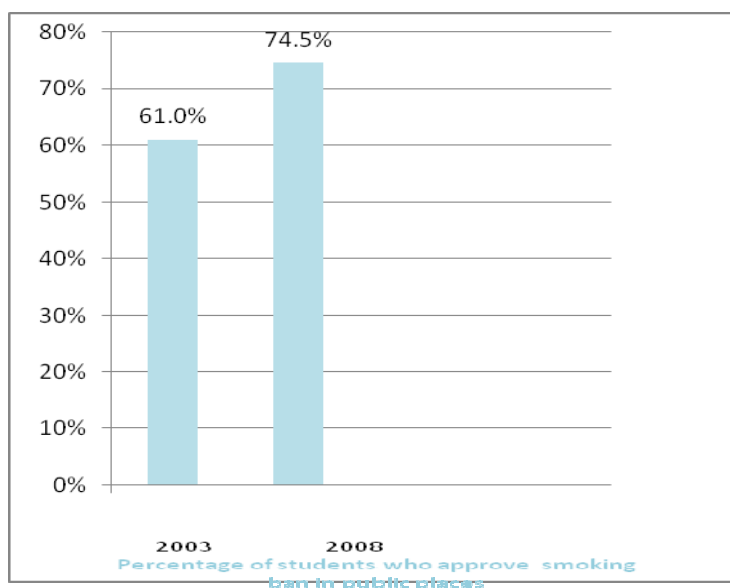
In 2003, 63.0 % of students thought that a person who smokes around others should ask permission while 83.8 % said they will not give permission to someone to smoke if he or she asks for it, with no significant gender difference.

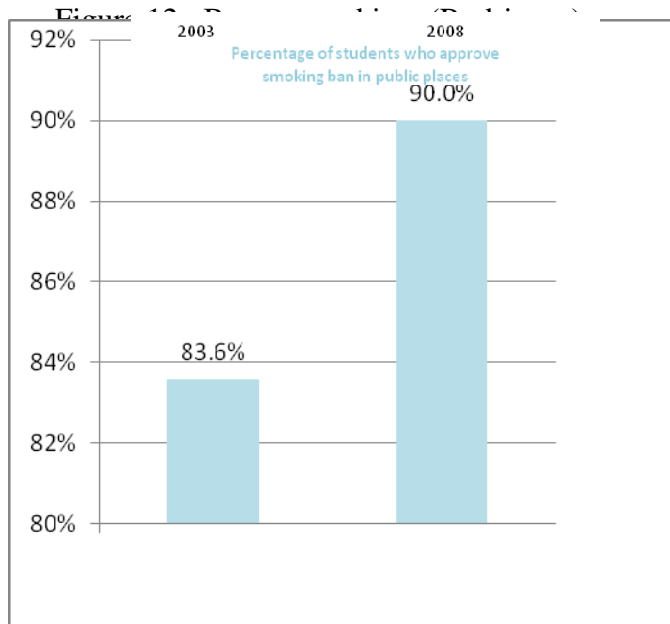
In 2008, 52.1 % of students thought that a person who smokes around others should ask permission, with no significant gender difference, while 87.0 % said they will not give permission to someone to smoke if he or she asks for it, with no significant gender difference.

Table 16: Ban on smoking

Category	Percentage of students who approve that smoking is banned in public places.	
	2003	2008
Mauritius		
Total	61.0 (55.1-66.5)	74.5 (65.9-81.4)
Male	56.3 (48.0-64.3)	70.6 (60.8-78.9)
Female	65.2 (56.9-72.6)	77.9 (67.5-85.7)
Rodrigues		
Total	83.6 (79.9-86.7)	90.0 (86.3-92.8)
Male	82.4 (76.8-86.9)	87.6 (82.7-91.3)
Female	84.2 (80.2-87.6)	92.5 (87.6-95.6)

Figure 11: Ban on smoking (Mauritius)





Write up of Table 16- Mauritius

In 2003, 61.0 % of students approved that smoking is banned in public places in Mauritius, with significant difference by gender. In 2008, 74.5% of students approved that smoking is banned in public places in Mauritius, with no significant difference by gender.

Write up of Table 16- Rodrigues

In 2003, 83.6 % of students and in 2008, 90.0% of students approved that smoking is banned in public places in Rodrigues, with no significant difference by gender .

Table 17: Sources of anti-smoking media messages

Percentage of students who saw or heard anti-smoking....										
Category	Media messages		Messages on TV		Messages in newspapers or magazines		Messages on radio		Messages on posters	
	2003	2008	2003	2008	2003	2008	2003	2008	2003	2008
Mauritius										
Total	71.2 (66.8-75.4)	84.9 (80.4-88.5)	60.2 (56.3-63.9)	70.4 (66.6-74.0)	59.0 (56.2-62.7)	64.1 (56.7-70.9)	53.8(49.8-57.7)	69.9 (66.4-73.2)	53.4 (50.3-56.6)	61.5 (58.4-64.5)
Male	75.1 (68.5-80.6)	83.7 (77.7-88.3)	65.5 (58.5-71.9)	69.2 (63.8-74.2)	62.2 (58.8-65.4)	70.4 (62.8-77.1)	60.2 (54.8-65.2)	71.5 (67.2-5.4)	56.2 (51.3-60.8)	63.7 (58.4-64.5)
Female	67.6 (62.8-72.0)	86.3 (82.6-89.4)	55.2 (50.5-59.7)	71.8 (66.6-76.5)	55.8 (52.1-59.7)	59.1 (50.9-66.7)	47.9 (42.1-53.7)	68.9 (64.0-73.3)	50.9 (45.0-56.1)	59.7 (55.0-64.3)
Rodrigues										
Total	71.2(67.5-74.6)	81.4 (77.2-85.0)	52.3(47.6-56.9)	61.9 (55.2-68.1)	53.2(48.8-57.5)	71.3 (65.5-76.5)	62.8 (58.8-66.6)	59.7 (54.1-65.0)	45.1(40.6-49.7)	57.2 (51.9-62.3)
Male	73.0(67.6-77.9)	83.3 (77.3-87.9)	56.2(49.0-63.2)	63.8 (57.1-69.9)	54.9(48.3-61.4)	73.2 (65.3-79.9)	64.7 (59.9-69.1)	60.5 (53.8-66.8)	47.8(41.8-53.7)	59.5 (52.2-66.4)
Female	70.2(66.0-74.1)	79.9 (74.1-84.6)	48.9(43.1-54.6)	60.3 (51.8-68.2)	52.0(45.6-58.2)	70.0 (63.2-76.0)	61.6 (56.0-66.9)	59.0 (51.6-66.0)	43.2(37.8-48.8)	55.2 (49.1-61.1)

Write up of Table 17- Mauritius

The percentage of students who received anti-smoking media messages from the following sources was as follows:

- TV: 60.2% in 2003 and 70.4% in 2008
- radio: 53.8 % in 2003 and 69.9% in 2008
- newspapers or magazines: 59.0 % in 2003 and 64.1% in 2008
- different media sources: 71.2 % in 2003 and 84.9% in 2008.

Write up of Table 17- Rodrigues

The percentage of students who received anti-smoking media messages from the following sources was as follows:

- TV: 52.3% in 2003 and 61.9% in 2008
- radio: 62.8 % in 2003 and 59.7% in 2008
- newspapers or magazines: 53.2 % in 2003 and 71.3% in 2008
- different media sources: 71.2 % in 2003 and 81.4% in 2008

Table 18: Sources of pro-smoking media messages

Category	Percentage of students who saw actors smoking when watching TV etc...		Percentage of students who saw cigarettes brand names on TV		Percentage of students who heard cigarette brand names on radio a lot or sometimes		Percentage of students who saw advertisement or promotions for cigarettes in foreign magazines, newspapers or internet	
	2003	2008	2003	2008	2003	2008	2003	2008
Mauritius								
Total	97.3 (96.3-98.0)	97.6 (96.2-98.4)	52.4 (48.1-56.6)	50.7 (45.1-56.3)	53.9 (49.2-58.6)	55.9 (49.5-62.1)	40.7 (36.7-44.7)	51.4 (45.8-56.9)
Male	96.7 (94.6-98.0)	96.8 (94.5-98.2)	54.9 (48.7-61.0)	53.3 (44.8-61.7)	57.5 (51.4-63.4)	58.0 (48.6-66.9)	43.4 (37.8-49.1)	52.7 (43.5-61.7)
Female	97.8 (96.6-98.6)	98.3 (97.4-98.9)	49.7 (44.5-55.0)	48.7 (41.7-55.7)	50.4 (44.2-56.5)	54.3 (47.2-61.2)	38.1 (31.7-44.9)	50.1 (44.9-55.3)
Rodrigues								
Total	97.1 (95.5-98.1)	92.7 (89.9-94.8)	46.6 (42.3-50.9)	36.3 (31.1-41.9)	53.4 (48.8-57.9)	48.9 (41.9-55.9)	38.4 (34.8-42.2)	38.7 (33.0-44.9)
Male	96.4 (93.3-98.1)	92.5 (87.6-95.5)	45.6 (39.3-52.0)	36.4 (30.3-43.0)	54.3 (47.9-60.5)	52.2 (44.7-59.6)	40.0 (34.2-46.1)	42.8 (35.5-50.5)
Female	97.5 (95.0-98.8)	92.9 (88.5-95.7)	46.9 (41.3-52.5)	36.2 (29.2-43.9)	52.2 (45.9-58.3)	45.8 (38.0-53.7)	36.3 (32.7-40.1)	35.4 (29.0-42.3)

Write up of Table 18- Mauritius

The percentage of students who received pro-smoking media messages from the following sources was as follows:

- actors smoking when watching TV: 97.3 % in 2003 and 97.6% in 2008
- cigarette brand names on TV: 52.4% in 2003 and 50.7% in 2008
- cigarette brand names on radio: 53.9% in 2003 and 55.9% in 2008
- advertisements or promotion in foreign magazines, newspapers or internet: 40.7% in 2003 and 51.4% in 2008

Write up of Table 18- Rodrigues

The percentage of students who received pro-smoking media messages from the following sources was as follows:

- actors smoking when watching TV: 97.1% in 2003 and 92.7% in 2008
- cigarette brand names on TV: 46.6 % in 2003 and 36.3% in 2008
- cigarette brand names on radio: 53.4 % in 2003 and 48.9% in 2008
- advertisements or promotion in foreign magazines, newspapers or internet: 38.4 % in 2003 and 38.7% in 2008

Table 19: Anti- smoking education in classes

Category	Percentage of students who were taught in classes the dangers of smoking		Percentage of students who discussed in class why people of their age smoke	
	2003	2008	2003	2008
Mauritius				
Total	50.7 (43.9-57.4)	62.9 (54.8-70.3)	27.4 (23.4-31.9)	36.6 (31.4-42.1)
Male	52.9 (42.3-63.3)	59.8 (49.5-69.3)	29.0 (23.4-35.4)	35.2 (29.1-41.9)
Female	48.5 (43.0-54.0)	66.0 (57.6-73.5)	26.0 (22.6-29.7)	37.9 (32.3-43.8)
Rodrigues				
Total	57.0 (49.3-64.5)	52.4 (46.1-58.6)	42.1 (36.4-48.1)	24.9 (20.8-29.4)
Male	61.0 (51.9-69.5)	55.0 (46.9-62.8)	47.6 (40.8-54.5)	28.0 (22.3-34.4)
Female	53.6 (44.1-63.0)	50.1 (42.7-57.5)	38.2 (31.8-45.1)	22.2 (17.9-27.1)

Write up of Table 19- Mauritius

In 2003, one out of two students (50.7 %) were taught in their class the dangers of smoking and one out of four (27.4 %) discussed in their class why people of their age smoke.

In 2008, 62.9 % of students were taught in their class the dangers of smoking and 36.6 % discussed in their class why people of their age smoke.

Write up of Table 19- Rodrigues

In 2003, 57.0 % of students were taught in their class the dangers of smoking and 42.1 % discussed in their class why people of their age smoke.

In 2008, 52.4 % of students were taught in their class the dangers of smoking and 24.9 % discussed in their class why people of their age smoke.

Table 20: Sources of information on smoking

Category	Percentage of students who heard youth groups in schools discouraging them form smoking		Percentage of students who heard health professionals explaining in schools why smoking is dangerous to health		Percentage of students who heard religious organization in school discouraging them from smoking		Percentage of students whose family member has discussed harmful effects of smoking	
	2003	2008	2003	2008	2003	2008	2003	2008
Mauritius								
Total	59.9 (55.5-64.1)	66.1 (62.3-69.7)	66.3 (61.8-70.4)	76.0 (71.5-80.0)	52.5 (48.9-56.1)	61.3 (56.0-66.5)	64.5 (60.2-68.6)	69.6 (63.2-75.4)
Male	61.0 (56.3-65.4)	63.5 (58.1-68.6)	68.4 (62.8-73.6)	76.8 (73.4-79.9)	53.1 (49.2-56.9)	64.9 (59.6-69.8)	68.8 (64.9-72.5)	73.4 (66.9-78.9)
Female	58.9 (53.8-63.8)	68.6 (62.8-74.0)	64.4 (59.7-68.7)	75.6 (68.5-81.6)	52.1 (47.4-56.8)	58.5 (51.7-68.0)	60.4 (54.5-65.9)	66.4 (59.6-72.5)
Rodrigues								
Total	53.7 (48.4-59.0)	69.7 (64.8-74.2)	62.5 (58.2-66.7)	63.8 (59.2-68.1)	50.2 (47.0-53.5)	51.8 (47.3-56.3)	65.4 (60.7-69.8)	72.9 (66.7-78.3)
Male	48.9 (40.8-57.1)	70.7 (63.6-76.9)	63.0 (57.0-66.2)	66.8 (59.6-73.4)	52.1 (47.6-56.6)	49.9 (42.8-57.0)	67.5 (60.7-73.6)	72.2 (62.4-80.3)
Female	57.8 (52.4-63.0)	69.2 (63.3-74.5)	61.7 (57.0-66.2)	61.2 (55.6-66.5)	48.9 (43.6-54.3)	53.3 (46.8-59.7)	64.0 (58.5-69.1)	73.5 (67.8-78.4)

Write up of Table 20- Mauritius

The percentage of students who reported receiving information on anti-smoking from the following sources was as follows:

- youth groups in schools: 59.9 % in 2003 and 66.1% in 2008
- health professionals in schools: 66.3 % in 2003 and 76.0% in 2008
- religious organization in schools: 52.5 % in 2003 and 61.3% in 2008
- family members: 64.5 % in 2003 and 69.6% in 2008.

Write up of Table 20- Rodrigues

The percentage of students who reported receiving information on anti-smoking from the following sources was as follows:

- youth groups in schools: 53.7% in 2003 and 69.7% in 2008
- health professionals in schools: 62.5% in 2003 and 63.8% in 2008
- religious organization in schools: 50.2 % in 2003 and 51.8% in 2008
- family members: 65.4 % in 2003 and 72.9% in 2008

Table 21: Dependence on tobacco

Category	Percentage of current smokers who always have or feel like having a cigarette first thing in the morning	
	2003	2008
Mauritius		
Total	11.0 (7.7-15.5)	12.1 (6.6-21.4)
Male	13.6 (9.6-18.9)	14.4 (7.3-26.5)
Female	5.6 (1.6-18.2)	5.4 (1.8-15.3)
Rodrigues		
Total	5.9 (2.0-16.4)	1.8 (0.3-10.6)
Male	8.4 (2.9-22.2)	*
Female	*	*

Write up for Table 21- Mauritius

In 2003, one out of ten (11.0%) of current smokers said they always had or felt like having a cigarette first thing in the morning, with no significant difference by gender.

In 2008, again one out of ten (12.1%) of current smokers said they always had or felt like having a cigarette first thing in the morning, with no significant difference by gender .

Write up for Table 21- Rodrigues

In 2003, one in twenty (5.9%) current smokers always had or felt like having a cigarette first thing in the morning. No reliable data were available for comparison by gender as the number of female respondents was less than 35.

In 2008, 1.8 % of current smokers always had or felt like having a cigarette first thing in the morning. No reliable data were available for comparison by gender as the number of male and female respondents was less than 35.

Table 22: Difficulty to quit smoking

Category	Percentage of students (never smokers) who definitely think that once someone starts smoking is difficult to quit		Percentage of students (current smokers) who definitely think that once someone starts smoking it is difficult to quit	
	2003	2008	2003	2008
Mauritius				
Total	27.3 (24.5-30.4)	32.2 (29.3-35.1)	26.7 (20.6-33.8)	27.6 (19.1-38.0)
Male	26.8 (24.0-29.8)	32.2 (27.3-37.5)	27.3 (20.1-35.9)	23.4 (15.3-34.1)
Female	27.6 (23.2-32.5)	32.3 (28.5-36.4)	26.1 (17.8-36.6)	34.8 (20.2-53.0)
Rodrigues				
Total	34.9 (27.1-43.6)	38.8 (33.8-44.1)	30.1 (21.8-39.8)	35.9 (24.2-49.5)
Male	33.7 (24.2-44.7)	38.1 (29.9-47.0)	33.0 (24.9-42.2)	27.2 (13.8-46.6)
Female	35.7 (26.2-46.4)	39.6 (32.4-47.3)	25.7 (14.7-41.0)	*

Write up for Table 22- Mauritius

In 2003, among both never and current smokers, with no significant difference by gender, one in four (27.3% and 26.7% respectively) definitely thought that once you start smoking it is difficult to quit.

In 2008, almost one-third of never smokers (32.2%) definitely thought that once you start smoking it is difficult to quit with no significant difference by gender. Among current smokers, one in four (27.6%) definitely thought that once you start smoking it is difficult to quit with no significant difference by gender.

Write up for Table 22- Rodrigues

In 2003, among both never and current smokers, with no significant difference by gender, around one in three (34.9% and 30.1% respectively) definitely thought that once you start smoking it is difficult to quit.

In 2008, among both never and current smokers, more than one in three (38.8% and 35.9% respectively) definitely thought that once you start smoking it is difficult to quit.

Table 23: Desire to quit smoking

Category	Percentage of current smokers who want to stop smoking		Percentage of current smokers who tried to stop smoking in the past years (but could not)		Percentage of current smokers who have ever received help to stop smoking	
	2003	2008	2003	2008	2003	2008
Mauritius						
Total	64.2 (54.5-72.9)	62.3 (46.0-76.2)	64.0 (59.2-68.6)	58.5 (45.5-70.4)	74.9 (69.4-79.6)	76.1 (67.3-83.1)
Male	68.7 (56.7-78.7)	70.3 (52.2-83.7)	68.5 (63.8-72.9)	66.1 (53.1-77.0)	74.6 (66.9-81.0)	80.2 (73.3-85.7)
Female	52.0 (41.7-62.2)	44.3 (22.6-68.4)	54.7 (42.5-66.3)	48.0 (32.1-64.3)	74.6 (62.0-84.2)	66.2 (52.5-77.6)
Rodrigues						
Total	65.6 (50.2-78.2)	67.9 (50.7-81.4)	67.7 (55.6-77.7)	46.0 (27.9-65.2)	75.7 (68.1-82.0)	78.5 (66.1-87.2)
Male	69.8 (50.7-83.8)	*	62.7 (44.7-77.8)	*	77.0 (66.6-84.9)	85.4 (71.1-93.3)
Female	*	*	*	*	74.0 (58.2-85.3)	*

Write up of Table 23- Mauritius

In 2003:

- 64.2 % of current smokers said they wanted to stop smoking;
- 64.0 % of current smokers tried to stop smoking in the past year but could not do so; and
- 76.9 % of current smokers said they have ever received help to stop smoking.

In 2008:

- 62.3% of current smokers said they wanted to stop smoking;
- 58.5% of current smokers tried to stop smoking in the past year but could not do so; and
- 76.1% of current smokers said they have ever received help to stop smoking.

Write up of Table 23- Rodrigues

In 2003:

- 65.6% of current smokers expressed the desire to stop smoking;
- 67.7% tried to stop smoking but could not do so; and
- 75.7 % of current smokers said they have ever received help to stop smoking..

In 2008:

- 67.9 % of current smokers expressed the desire to stop smoking;
- 46.0 % tried to stop smoking but could not do so; and
- 78.5 % of current smokers said they have ever received help to stop smoking.

Table 24: Reasons to give up smoking

Ever smokers (who are not current smokers) who gave up smoking...								
Category	For health reasons		To save money		Family does not like it		Friends do not like it	
	2003	2008	2003	2008	2003	2008	2003	2008
Mauritius								
Total	61.2 (46.1-74.3)	46.6 (32.0-61.8)	3.9 (1.6-9.3)	0.8 (0.1-7.4)	8.7 (5.0-14.9)	12.8 (7.6-20.8)	1.2 (0.3-5.7)	0.8 (0.1-7.2)
Male	77.9 (66.8-86.0)	55.0 (35.4-73.2)	4.9 (1.7-13.2)	1.5 (0.2-13.3)	4.1 (1.3-12.5)	18.5 (9.6-32.6)	1.3 (0.2-8.9)	0.0
Female	38.6 (22.7-57.4)	37.2 (21.6-56.0)	2.4 (0.5-10.3)	0.0	15.3 (8.3-26.4)	7.0 (3.4-14.1)	1.2 (0.1-10.3)	1.8 (0.2-13.9)
Rodrigues								
Total	62.5 (51.1-72.6)	61.4 (49.9-71.8)	2.8 (0.8-9.1)	3.8 (1.2-11.3)	4.8 (2.1-10.7)	6.3 (2.9-13.4)	4.4 (2.0-9.3)	3.9 (1.0-14.4)
Male	65.8 (51.9-77.4)	68.0 (49.1-82.4)	5.4 (1.7-16.2)	5.1 (1.1-20.2)	8.3 (4.0-16.4)	12.3 (5.9-24.2)	4.6 (1.4-13.8)	2.4 (0.3-15.6)
Female	58.6 (41.3-74.0)	54.5 (41.5-66.9)	0.0	2.6 (0.3-17.7)	1.3 (0.2-9.7)	0.0	4.3 (1.2-14.2)	5.5 (1.4-19.00)

Write up for Table 24 - Mauritius

The percentage of ever smokers who gave up smoking for the following reasons was as follows:

- health reasons: 61.2% in 2003 and 46.6% in 2008;
- families did not like it: 8.7% in 2003 and 12.8% in 2008;
- to save money: 3.9% in 2003 and 0.8% in 2008; and
- friends did not like it: 1.2% in 2003 and 0.8% in 2008

Write up for Table 24 - Rodrigues

The percentage of ever smokers who gave up smoking for the following reasons was as follows:

- health reasons: 62.5% in 2003 and 61.4% in 2008;
- families did not like it: 4.8% in 2003 and 6.3% in 2008;
- to save money: 2.8% in 2003 and 3.8% in 2008; and
- friends did not like it: 4.4% in 2003 and 3.9% in 2008

3.4 Discussion

Prevalence

Prevalence among ever smokers

The study shows that around one in three students had ever tried cigarette smoking in Mauritius and Rodrigues. In 2008, the percentage of ever smokers was 28.4% in Mauritius and 35.9% in Rodrigues. However, compared to 2003, a decrease in ever smokers was noted in 2008, although the decrease was significant in Rodrigues only. In Mauritius, the percentage of ever smokers dropped from 31.3% in 2003 to 28.4% in 2008 and the decrease was among both male and female students. In Rodrigues, the percentage of ever smokers dropped from 54.5% in 2003 to 35.9% in 2008 and the decrease was among both male and female students. The significant drop of ever smokers in Rodrigues is a good sign for the tobacco control programme as it indicates less experimentation with tobacco products and likelihood to start smoking.

Prevalence among current smokers

In Mauritius, prevalence of smoking among current smokers was 13.7% in 2008 compared to 14.8% in 2003. There was therefore neither an appreciable decrease nor an increase in prevalence during this period. Efforts should be renewed to curb the use of tobacco and reduce prevalence in the years to come. With the development of the National Action Plan on Tobacco Control 2008-2012, a more comprehensive approach to the tobacco problem is expected and better results could be achieved in future.

In Rodrigues, prevalence of smoking among current smokers decreased from 19.7% in 2003 to 11.9% in 2008. The decrease was noted among both males (from 26.6% in 2003 to 16.3% in 2008) and females (from 13.6% in 2003 to 8.4% in 2008).

Susceptibility to smoking

Susceptibility to smoking is a measure of how firm a never smoking young person is regarding his or her intention to remain a nonsmoker. It predicts the risk of future smoking experimentation.⁷ The percentage of students who had never smoked and who considered themselves susceptible to start smoking in the year following the survey was 11.2% in Mauritius and 9.0% in Rodrigues. In other words, in addition to the 28.4% of students in Mauritius and 35.9% in Rodrigues who ever tried smoking in or before 2008, there is the risk that around another 10.0% of non-smoking students may be experimenting with tobacco during the current year (2009).

Prevalence among women

The study shows that in 2008 less female than male students were current smokers, both in Mauritius and Rodrigues. In Mauritius, 7.7% of female students were current smokers compared to 20.3% among male students. In Rodrigues, 8.4% of female students were current smokers compared to 16.3% among male students. The Non-Communicable Diseases Surveys of 2004 show that 5.1% of females in Mauritius and 4.5% of females in Rodrigues, aged 20-74 years, were current smokers. These findings suggest that cigarette

smoking is higher among girls than women aged 20 years and above. This might be due to a change in cultural traditions and social influences, making smoking among girls more acceptable. Young girls might also be more vulnerable to tobacco advertising on the internet or foreign media associating smoking with independence, stylishness, weight control, sophistication and power.

Prevalence-general comments

Studies of tobacco use in industrialized countries show that most of those destined to become daily smokers later in life are already smoking by the age of 18 years and that people who try smoking as teenagers are 16 times more likely to become adult smokers.¹¹ These findings highlight the importance of starting anti-tobacco education from an early age in the primary schools of Mauritius and Rodrigues.

The Global Tobacco Surveillance Report of the Centres for Disease Control and Prevention (CDC) and the World Health Organization (WHO) shows that on the average, 12 % of boys presently smoke cigarette in the world. In 2008, prevalence of smoking among male boys was 20.3% in Mauritius and 16.3% in Rodrigues. In other words, in 2008 the prevalence of smoking among boys in Mauritius and Rodrigues was higher than the global average. In fact, Mauritius is showing the same trend as in Europe where on average 21 % of boys smoke whereas the trend in Rodrigues is similar to that of Africa where 14% of boys smoke.

Age of Initiation

Both in Mauritius and Rodrigues, the most common age for students to try their first cigarette was 12-13 years, with 44.7% of students in Mauritius and 29.8 % in Rodrigues reporting initiation at this age. In Mauritius, the percentage of students who tried to smoke cigarettes at the age of 12-13 years increased from 34.6% in 2003 to 44.7% in 2008. In Rodrigues, it remained almost unchanged, that is, from 29.0% in 2003 to 29.8 % in 2008. Furthermore, more girls than boys tried a cigarette at this age, with 50.2 % of girls and 41.5 % of boys in Mauritius and 35.3% of girls and 25.2 % of boys in Rodrigues reporting so in 2008.

In 2008, 13.4% of students in Mauritius and 26.6% in Rodrigues tried a cigarette before the age of 10 years. Initiation to cigarettes before the age of 10 years was therefore higher in Rodrigues than in Mauritius. Furthermore, it was noted that initiation to cigarette in Mauritius started gradually from the lower age groups to peak at the age of 12-13 years, whereas in Rodrigues initiation was more or less uniformly distributed in the different age groups.

Whatever the differences regarding the age of initiation to cigarettes in Mauritius and Rodrigues, these findings indicate that among many students, both males and females, initiation starts early and even below the age of 10 years. Likewise, the existing anti-tobacco prevention programmes at primary level should start earlier and be strengthened in order to shape the attitudes and behaviours of children against smoking from a very early age.

Reasons to start smoking

In both Mauritius and Rodrigues, the main reason to start smoking was the desire to experiment with cigarettes, with 56.7% of students in Mauritius and 73.9% in Rodrigues reporting so in 2008. Pressure from friends was the second main reason to start smoking cigarettes, with 25.7% of students in Mauritius and 9.3% in Rodrigues reporting so in 2008. Students reported very negligible influence of the media on their desire to start smoking. The absence of exposure to tobacco advertising and promotion in the local media as a result of the successful enforcement of the anti-tobacco regulations since 1999 could probably have been one of the contributing factors. However, ban on advertising and promotion in the local media did not deter youth exposure to advertising and promotion in foreign media channels and the internet, as pointed out later in the report where the subject of advertising and promotion is dealt with in details.

Knowledge and Attitudes

The study shows that both in Mauritius and Rodrigues a high percentage of students who had never smoked (never smokers) were aware that tobacco use was harmful to health. In 2008, 88.9 % of never smokers in Mauritius and 90.7 % of never smokers in Rodrigues definitely thought that smoking was harmful to health. Furthermore, both in Mauritius and Rodrigues current smokers were less aware than never smokers of the harmful effects of smoking. In 2008, 64.3 % of current smokers in Mauritius and 76.9 % in Rodrigues definitely thought that smoking was harmful to health. In Mauritius, awareness on the harmful effects of smoking among both never and current smokers had improved. In 2003, awareness was 78.8% among never smokers and 44.5% among current smokers. In 2008, awareness was 88.9% among never smokers and 64.3% among current smokers. In Rodrigues, awareness remained almost unchanged, but was higher than in Mauritius; in 2008, it was 90.7% among never smokers and 76.9% among current smokers.

It is paradoxical that current smokers who are at risk of developing tobacco-related problems later in life are less informed than never smokers on the harms of tobacco use. The acquisition of knowledge is an essential element in the process of behaviour change. Health and educational authorities should ensure that students, and more so the high-risks ones, are reached through educational activities. Sensitization among never smokers should also continue in order to reach even higher level of awareness among them. Article 12 of the WHO Framework Convention on Tobacco Control calls for each Party to “promote and strengthen public awareness of tobacco control issues” and promote “public awareness about the health risks of tobacco consumption”. The MPOWER package of the World Health Organization calls for “targeting education to particular groups with higher rates of tobacco use and /or lower levels of knowledge about tobacco use.”

As far as attitudes towards smoking are concerned, in 2008, most students in Mauritius and Rodrigues had a low image of boys and girls and other people who smoke, as indicated below:

- only 12.2% of students in Mauritius and 11.6% in Rodrigues thought that boys who smoked were more attractive;
- only 6.5% of students in Mauritius and 9.5% in Rodrigues thought that girls who smoked were more attractive;

- only 7.6% of students in Mauritius and 4.1% in Rodrigues thought that a male who smoked was manly;
- only 6.7% of students in Mauritius and 8.8% in Rodrigues thought that a woman who smoked was more sophisticated.

However, a higher percentage of students believed that smoking made someone have more friends or more comfortable in parties, as indicated below:

- 36.3% of students in Mauritius and 44.9% in Rodrigues thought that boys who smoked had more friends;
- 13.6% of students in Mauritius and 24.1% in Rodrigues thought that girls who smoked had more friends;
- 22.8% of students in Mauritius and 38.1% in Rodrigues thought that a person who smoked was more comfortable in parties.

Health education programmes should continue to reinforce the low image of the smoker among young people. Perceptions and attitudes, just like knowledge, are well known determinants of behaviour. The use of tobacco increases as the perception of harmfulness decreases.⁸ According to the Health Belief Model, a person's decision to adopt or not a behaviour is determined by his or her perceived risks, consequences, benefits and barriers. Similarly, the Centres for Disease Control and Prevention says that "building negative attitudes towards tobacco use and increased agreement with statements about the risks of tobacco use have been related to decreased tobacco use rates among youth."⁷ These are reasons for educational programmes to take a closer look at the perceptions and attitudes that prevail among students and act accordingly upon them to bring about the desired behavioural modifications. For teachers and trainers to be effective in facilitating the process of behavioural change among students, training should be conducted on Behavioural Change Communication (BCC), including the different theories of behaviour change. In so doing, the influence of all factors involved in the process of behaviour change could be properly captured by them and activities could be tuned to achieve desired behavioural objectives. It will also allow to better understand and effectively fight the strategy of the tobacco industry of promoting tobacco use by associating smoking with adulthood, beauty, success and pleasure and modeling the attitudes and behaviour of people by using actors, musicians, singers and celebrities in sports and elsewhere. The MPOWER package of the World Health Organization states that "by counteracting the glamorous image of smoking portrayed by tobacco industry marketing and by reversing the erroneous perception that tobacco use is a low-risk habit, societal pressures will cause many individuals to choose not to use tobacco."

Access and availability

The study indicates that the factors increasing the accessibility and availability of tobacco products to young people as identified in the GYTS survey in 2003 still prevailed in 2008.

These factors were:

- the sale of cigarettes to minors

In 2008, 60.0 % of current smokers in Mauritius and 84.7% in Rodrigues purchased their cigarettes in shops and were not refused because of their age.

- the sale of loose cigarettes or packages of 10 cigarettes to minors

In 2008, 68.7% of current smokers in Mauritius and 78.5 % in Rodrigues bought loose cigarettes, compared to 60.5 % in Mauritius and 72.8 % in Rodrigues in 2003. Furthermore, in 2008, 23.3 % of current smokers in Mauritius and 18.9 % in Rodrigues bought packages of 10 cigarettes.

- tobacco sale outlets near their residence

In 2008, 66.8 % of current smokers in Mauritius and 74.6 % in Rodrigues knew places that sold single or loose cigarettes in the area they lived.

- the offer of free cigarettes by tobacco representatives.

In 2008, 8.4 % of students in Mauritius and 7.4 % in Rodrigues were offered free cigarettes by a tobacco company representative.

Borrowing cigarettes was also common among current smokers. In Mauritius, 21.1% and in Rodrigues 14.6% of current smokers borrowed their cigarettes. The practice was more common among females than males in Mauritius, with 28.8% of female and 18.6% of male current smokers borrowing their cigarettes. In Rodrigues, no comparison between male and female current smokers borrowing their cigarettes was possible; the data generated were unreliable as the number of respondents was less than 35.

In view of reducing accessibility and availability of tobacco products to minors, the Public Health (Restrictions on Tobacco Products) Regulations 1999 prohibited the sale of tobacco products to minors. In 2008, new anti-tobacco regulations came into force and, in conformity with article 16 of the Framework Convention on Tobacco Control (FCTC) of the World Health Organization, introduced the following measures to reduce affordability of tobacco products to young people as indicated below:

- ban the sale of tobacco products to minors;
- ban the sale of loose cigarettes or packages of 10 cigarettes;
- ban the display of tobacco products;
- ban the sale of cigarettes by means of tobacco vending machines; and
- display an indicator on the prohibition of sale of cigarettes to minors at the point of sale.

Authorities should now effectively enforce these regulations in order to reduce availability, accessibility and consumption of tobacco products among young people. It is to be noted that the absence of proper enforcement of the anti-tobacco regulations of 1999 allowed the sale of cigarettes to minors to continue unhindered in most retail outlets

Regarding the free distribution of cigarettes to young people, it is likely that an underground distribution network of free cigarettes by the tobacco industry, unknown to local authorities, exists in Mauritius and Rodrigues to facilitate initiation and subsequent addiction. It is well known that in many countries free distribution of cigarettes by tobacco companies exists but is not visible. Free distribution is often carried out unnoticed by people who are paid by the tobacco industry in such places as nightclubs, university compounds and social events. Authorities should adopt a more vigilant approach with

regards to this problem and investigate rumours and cases reported by individuals, non-governmental or other organizations.

Environmental Tobacco Smoke

The study shows that young people in Mauritius and Rodrigues continued to be exposed to environmental tobacco smoke both at home and in public places. In 2008, 42.7% of students in Mauritius and 36.0% in Rodrigues lived in homes where others smoke in their presence. Again in 2008, 73.6% of students in Mauritius and 57.2% in Rodrigues were around others who smoke in public places.

However, a comparison of data from the GYTS surveys of 2003 and 2008 shows that, in 2008, less young people were exposed to tobacco smoke in homes in Mauritius and Rodrigues and in public places in Rodrigues. In Mauritius, youth exposure to second hand smoke in public places increased in 2008.

There is clear scientific evidence that exposure to second hand smoke is injurious to health, causing serious and fatal diseases in adults and children.⁹ According to the WHO there is no safe level of exposure to tobacco smoke and the elimination of smoking from indoor environments is the only science-based measure that adequately protects a population's health.

Smoke-free environments, on the other hand, reduce the social acceptability of smoking and thus reduce smoking initiation among young people. Ban in nightclubs and bars and where adults usually go and where young people aspire to go one day reduces the status of smoking as a symbol of adulthood, especially when the tobacco industry is promoting smoking as an adult choice.⁹ According to the MPOWER package of the WHO, smoke-free public places and workplaces in high-income countries have shown to reduce tobacco consumption by 3-4%.

In view of the accumulated evidence against second hand smoke, Article 8 of the Framework Convention on Tobacco Control (FCTC) calls to "adopt measures providing for protection from exposure to tobacco smoke in indoor places, public transport, indoor public places and, as appropriate, other public places" The tobacco industry strongly opposes the passage and implementation of smoke-free laws because it considers such laws to be the "most dangerous development to the viability of the tobacco industry that has ever occurred." ⁹

As a Party to the FCTC, in 2008 Mauritius passed new regulations to control second hand smoke. These regulations ban smoking in most public places, including public transport, educational institutions, sport premises, recreational places, cafes, bars, restaurants and nightclubs as well as while driving or travelling in a private vehicle carrying passengers. Public authorities should now ensure enforcement of the regulations to protect young people in Mauritius and Rodrigues from tobacco smoke. The Ministry of Health and Quality of Life, which spearheaded the FCTC-compliant tobacco legislation, should show leadership in the area. A multi-sectoral committee comprising of all stakeholders should be set up and an enforcement plan be prepared to ensure compliance to the smoke-free

provisions of the regulations. Furthermore, enforcement should be closely monitored to identify weaknesses in the existing regulations and difficulties in their implementation. This will allow taking timely corrective measures and ensuring maximum protection from environmental tobacco smoke.

Public education campaigns should also continue to keep the population and especially smokers informed on the provisions of the law regarding the ban on smoking in public places. No person should use ignorance of the law as an excuse to smoking in those public places where smoking is banned.

Smoke-free homes are also associated with reduced tobacco use among teenagers.⁹ As no coercive measures could be taken against family members smoking in the presence of others in their homes, persuasion through information and education remains the best strategy to ensure adherence to the law in such places. Sensitization activities targeting family members and using face-to-face and media communication channels should be carried out.

Media and Advertising

The study shows that the media remains a good source of both anti- and pro-smoking information for students. Both in Mauritius and Rodrigues, students were exposed to anti-smoking messages from media channels like the TV, radio, newspapers and magazines and posters. Exposure was high with more than 80% of students in Mauritius and Rodrigues reporting exposure to anti-smoking messages from different media sources. Compared to 2003, exposure to anti-smoking messages from media sources had increased among students in 2008, except in Rodrigues where the percentage of students exposed to messages on the radio decreased slightly. In Mauritius, exposure to anti-smoking messages were highest from the TV and radio (70.4% and 69.9% respectively) followed by messages from newspapers/magazines and posters (64.1% and 61.5% respectively). In Rodrigues, exposure to anti-smoking messages was highest from newspapers/magazines and the TV (71.3% and 61.9% respectively) followed by messages from the radio and posters (59.7% and 57.2% respectively).

Regarding pro-smoking messages, 97.6% of students in Mauritius and 92.7% in Rodrigues reported having seen actors smoking when watching TV. In Mauritius, one in two students surveyed reported having seen or heard cigarette brands on the TV or radio. In Rodrigues, one in three students saw cigarettes brand on the TV and one in two heard cigarettes brands on the radio. One in two students in Mauritius and more than one in three students in Rodrigues said they had seen advertisements or promotion on smoking in foreign magazines and newspapers or the internet.

The study highlights the significant role of the media in providing both good and bad information on tobacco to young people. Although a very low percentage of students in Mauritius and Rodrigues (2.4% and 3.2% respectively) reported being influenced by the media to start smoking, we have to be cautious not to underestimate its power in shaping the behaviour of young people. It is well known that businesses use media advertising to influence the consumers' choice of products. The tobacco industry is no exception to the rule and uses direct and indirect advertising to associate tobacco use with independence,

adulthood, athletic prowess, sexual attractiveness and success, adventure and self-fulfillment to prospective users. Not only the appealing pro-smoking messages of the tobacco industry undermine the credibility of health education campaigns and encourage children to take up smoking but are at the same time deceptive because, while associating smoking with celebrities and attributes that young people like, it makes no mention of the dangers of smoking. According to World Health Organization, “tobacco companies intentionally use misleading messages that are critical in shaping children’s attitudes towards tobacco use. Studies have shown tobacco promotional activities are causally related to the onset of smoking in adolescents and exposure to cigarette advertising is predictive of smoking among adolescents.”¹⁰ Children are three times more affected by advertising than are adults. Young people are able to recall virtually no anti-smoking messages on television or in the movies, yet they are able to recall specific movies that portray smoking and are able to identify actors and actresses who smoke in their entertainment roles.⁷

In view of the above, Article 13 of the Framework Convention on Tobacco Control (FCTC) of the World Health Organization calls for countries to undertake a comprehensive ban on advertising, promotion and sponsorship to reduce the consumption of tobacco products. Furthermore, the MPOWER of the World Health Organization states that “in high-income countries, a complete ban that covers all media and all uses of brand names and logos has been documented to decrease tobacco consumption by about 7%.”²

In line with the recommendations of the World Health Organization, Mauritius needs a two-prong strategy which, on the one hand, will decrease the pro-tobacco media messages and, on the other hand, increase the anti-tobacco media messages. The Public Health (Restrictions of Tobacco Products) Regulations 2008 renew the ban on advertising, promotion and sponsorship which was in force since 1999. These regulations have so far been effectively enforced and contributed to reduce significantly exposure to pro-tobacco messages on local TV and radio channels, newspapers and magazines and other media channels. However, the study shows that pro-tobacco messages are still reaching students through foreign TV and radio channels, newspapers and magazines and the internet. The tobacco industry will definitely take advantage of youth-friendly technology to promote tobacco use among young people and counter local efforts to reduce pro-tobacco media messages through foreign media channels. The most appropriate strategy to effectively counter the attempts of the tobacco industry is to work towards the implementation of Article 13 of the Framework Convention on Tobacco Control which calls for the establishment of a ban on cross-border advertising. However, this remains a long-term global strategy. In the meantime, authorities should prevent the tobacco industry to employ subliminal advertising techniques such as the strategic placement of cigarette brands in shops and supermarkets. The Consumer Protection (Price and Supplies Control) Act of 1998 should accordingly be modified to ban the display of tobacco products at the points of sale and at the same time to avoid conflict with the Public Health (Restrictions of Tobacco Products) Regulations of 2008. Furthermore, a multi-media approach should be adopted for the dissemination of anti-tobacco messages, although such campaigns are increasingly prohibitive due to the high cost involved, especially when they are repeated over time for desired impact.

Anti-smoking School Programme

In Mauritius the percentage of students who were taught in schools about the dangers of smoking increased from 50.7% in 2003 to 62.9% in 2008. Similarly, the percentage of students who discussed in class why people of their age smoke increased from 27.4% in 2003 to 36.6% in 2008. There is no doubt that the combined action of the Ministry of Education and Human Resources and the Ministry of Health and Quality of Life has given the positive and encouraging results. The school textbooks already have some lessons on tobacco use and its harmful effects and teachers are trained to conduct these lessons in classes. The Ministry of Health and Quality of Life has an increasing pool of officers who collaborate with schools to conduct educational programmes on the tobacco problem. These officers also conduct awareness sessions on the risk factors of non-communicable diseases, including tobacco use, in the context of the School Health Programme for secondary schools. This is a nation-wide programme which reaches the remotest schools with screening and health education activities.

Furthermore, a number of joint high-profile extra-curricular activities were held by both Ministries concerned. For example, the activities marking the World No-Tobacco Day annually involved the schools at a national level. Drawing competitions were held and the entries of winners were printed as posters and stickers and distributed widely in schools and youth outlets. Television and radio spots targeting young people were produced and broadcast during peak viewing/listening times.

In Rodrigues, a decrease was noted in the percentage of students reached through anti-tobacco education. The percentage of students who were taught in schools about the dangers of smoking decreased from 57.0 % in 2003 to 52.4 % in 2008. Similarly, the percentage of students who discussed in class why people of their age smoke decreased from 42.1 % in 2003 to 24.9 % in 2008. It was not within the scope of the survey to probe into the factors responsible for this lower exposure to school-based anti-tobacco education in Rodrigues. Rapid assessment procedures such as Focus Group Discussions (FGD) and Individual Indepth Interviews (III) with teachers and school management could be conducted to understand the underlying problem and take corrective measures.

In Mauritius and Rodrigues, future action for a more effective anti-tobacco programme in schools should focus on a school curriculum which is more responsive to the issue of tobacco use. Authorities should look into the possibility of increasing the number of anti-tobacco lessons in the different forms and at primary level so that students are repeatedly exposed to the tobacco issue during their school life. At the same time, regular refresher trainings for teachers should be carried out and appropriate teaching tools should be developed. Regular newsletters on the tobacco problem could be issued for the school personnel and more extra-curricular anti-tobacco activities for young people could be conducted.

School programmes on tobacco tend to focus on the harmful health effects of smoking, such as cancer, heart disease and stroke.²⁰ However, these are afflictions that usually do not affect the smokers until middle- or even old age. This information may have little influence on the smoking behaviour of young people, especially in the pre-teen or early teen years. Consequently, it is now thought more useful to teach young people about the tobacco

industry's manipulation of them, for example, through the awareness and analysis of tobacco advertising and promotion. In addition, social programmes may tackle peer pressure issues, such as how to say no when a friend offers a cigarette.

To date both in Mauritius and Rodrigues the school remains the most convenient venue for sensitizing young people of 13-15 years on smoking as most of them attend schools during this period of their life. The integration of health education, including anti-smoking education, in the school curriculum could prove to be highly cost-effective in the long term, the more so with the growing cost of mass media campaigns using the TV, radio and printed materials and the increasing difficulty to raise funds to mount sustained and regular campaigns to outreach young people or the public with media messages.

Tobacco Dependence and Cessation

In 2008, 12.1 % of current smokers in Mauritius showed that they were dependent on cigarettes and addicted to nicotine as they reported always having or feeling like having a cigarette first thing in the morning. In 2003, the percentage of current smokers who reported having such feelings was 11.0%. Thus dependency on tobacco among current smokers decreased very slightly between 2003 and 2008.

In Rodrigues, 5.9% of current smokers in 2003 and 1.8% in 2008 reported always having or feeling like having a cigarette first thing in the morning. Thus dependency on tobacco decreased by 4.1% among students between 2003 and 2008.

Knowing the devastating effect of tobacco use on the health of smokers, dependency on tobacco should be viewed with concern. Strategies should be designed to assist young people in their attempts to quit smoking, the more so when the study shows that the majority of young current smokers want to do so. In fact, in 2008, 62.3% of current smokers in Mauritius wanted to stop smoking and 58.5% tried to do so but could not. In Rodrigues, 67.9 % of current smokers wanted to quit smoking in 2008 and 46.0% tried to do so but could not. This is highly encouraging for the tobacco control programme because if these young current smokers succeed in their attempts to quit smoking, the result would be both immediate and long-term improvement of their health. It also highlights the importance of targeting young dependent current smokers with appropriate smoking cessation programmes.

The WHO Framework Convention on Tobacco Control states that countries should “design and implement effective programmes aimed at promoting the cessation of tobacco use, in such locations as educational institutions, health care facilities, workplaces and sporting environments”. The MPOWER package of the World Health Organization recalls that “cessation interventions are important to help individual tobacco users quit in order to protect their health and lives.”

In view of the above, the initiative of the Ministry of Health and Quality of Life to set up smoking cessation clinics in the public health sector based on behavioural and drug therapies is highly relevant. However, it will be befitting that the services of health professionals and others trained in counseling for smoking cessation be utilized to outreach young smokers as well, in places such as schools and youth centres. This will definitely

assist in creating the supportive environment for smoking cessation among young people. The counseling approach could be combined with other existing behavioural change strategies such as the use of self-help materials, telephone quitline and the teaching of life skills in order to have the desired impact on the target population.

The Public Health (Restrictions of Tobacco Products) Regulations 2008 make it mandatory for cigarette packages to carry graphic warnings as from 1 June 2009. Graphic warnings are effective in informing smokers on the hazards of smoking and encouraging them to quit. They might also discourage non-smokers from taking up smoking. In Canada, a survey of pictorial warnings showed that 58 % of smokers said the pictures had made them think more about the health effects of smoking and 44 % said the warnings increased their motivation to quit. Likewise, authorities in Mauritius are anticipating that this provision in the tobacco legislation will help to create greater awareness among smokers, including young ones, on the necessity to stop smoking.

However, the cessation programme should not be pursued in isolation; it should be combined with other strategies that also contribute to smoking cessation, such as increase in the price of tobacco products, ban on advertising and promotion, restricting places where people can smoke and educating on the harms of tobacco use. The adoption of a comprehensive approach to the tobacco problem is of paramount importance to achieve the desired objectives of the tobacco control programme as enunciated in the National Action Plan on Tobacco Control 2008-2012.

4. Global School Personnel Survey (GSPS)

4.1 Objectives

The objectives of the Global School Personnel Survey were:

- To document and monitor tobacco use among the school personnel in Mauritius and Rodrigues.
- To assess the knowledge and attitudes of school personnel related to tobacco-related issues.
- To assess the effectiveness of tobacco control policies in schools.
- To assess the availability of training and teaching materials for implementing tobacco prevention and control interventions.
- To contribute to global tobacco surveillance.

4.2 Methodology

The Global School Personnel Survey (GSPS) was designed to collect information on tobacco use, knowledge and attitudes of school personnel towards tobacco, policies on tobacco control in schools, and training and materials available for implementing tobacco-related interventions.

Sample

The GSPS is a survey of all school personnel in schools selected to participate in the Global Youth Tobacco Survey (GYTS).

In Mauritius, the school response rate was 96.0% with 24 out of the 25 schools sampled participating in the survey. Out of the 1,562 school personnel sampled, 966 participated in the survey, giving an overall response rate of 59.3%. In Rodrigues, the school response rate was 100.0% with all the 4 sampled schools participating in the survey. A total of 170 school personnel out of the 232 sampled participated in the survey, giving an overall response rate of 73.3%.

Data collection

The GSPS used self-administered, anonymous data collection procedures. The names of the schools or personnel were not collected and participation was voluntary. The questionnaire was designed with no skip patterns to allow respondents to answer all questions. The GYTS questionnaire included a total of 42 questions covering five areas: tobacco use, knowledge and attitudes regarding tobacco, school policy, school curriculum, and demographics. Surveys were completed during or after school hours.

Measures

The report presents measures of

- tobacco use prevalence (current tobacco use, current use of tobacco products other than cigarettes, use of tobacco on school property);
- attitudes among school personnel regarding several tobacco issues (percentage who are very concerned about youth tobacco use, percentage who think teacher tobacco use influences youth tobacco use, percentage who think tobacco product advertising should be banned, percentage who think sponsorship by tobacco industry should not be allowed, percentage who think price of tobacco should be increased).
- support for and existence of school policies prohibiting tobacco use (percentage who strongly agreed schools should have a policy prohibiting tobacco use among students and school personnel, percentage who reported that their school enforces its tobacco policy); and
- components of tobacco-related curriculum (percentage who had access to teaching and learning materials about tobacco, percentage who had received training to

prevent youth tobacco use, percentage who had non-classroom programmes to teach about tobacco prevention among students).

Data analysis

The GSPS data were weighted to adjust for sample selection (school) and non-response (school and individual levels). The computer programme SUDAAN was used to compute weighted prevalence estimates and standard errors; 95% confidence intervals were calculated using the standard errors.

Limitations

The GSPS is subject to three limitations.⁶ First, the GSPS sample design uses schools selected for the GYTS. Thus, the GSPS is not an independent sample of schools and depends on the success of the GYTS. Second, the GSPS school personnel participation is voluntary. Third, findings are based on self-reports from school personnel who may under-report or over-report their behaviour and their knowledge of school policies. GSPS does not include independent validation of school policies and enforcement of school tobacco control policies.

4.3 RESULTS (GSPS)

Table 1: Prevalence

Category	Percent who currently smoke cigarettes	Percent who currently used tobacco products other than cigarettes	Percent who have ever used any form of tobacco on school premises during the past year
Mauritius			
Total	14.5 (10.6-19.4)	1.1 (0.7-1.8)	6.8 (4.7-9.7)
Male	24.5 (16.5-34.8)	0.9 (0.4-1.9)	11.2 (6.8-17.9)
Female	6.6 (4.9-8.9)	1.4 (0.7-2.8)	3.4 (1.8-6.1)
Rodrigues			
Total	17.0 (9.9-27.6)	1.2 (0.1-20.6)	4.5 (1.2-15.6)
Male	26.4 (16.9-38.7)	2.3 (0.1-37.2)	7.6 (0.6-51.2)
Female	6.6 (1.7-22.3)	0.0	1.2 (0.0-50.6)

Figure 1: Prevalence (Mauritius)

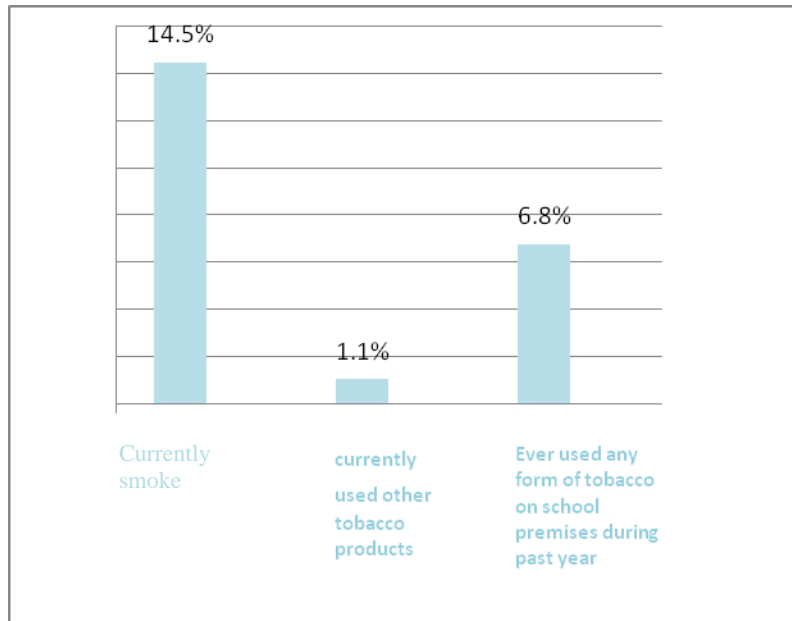
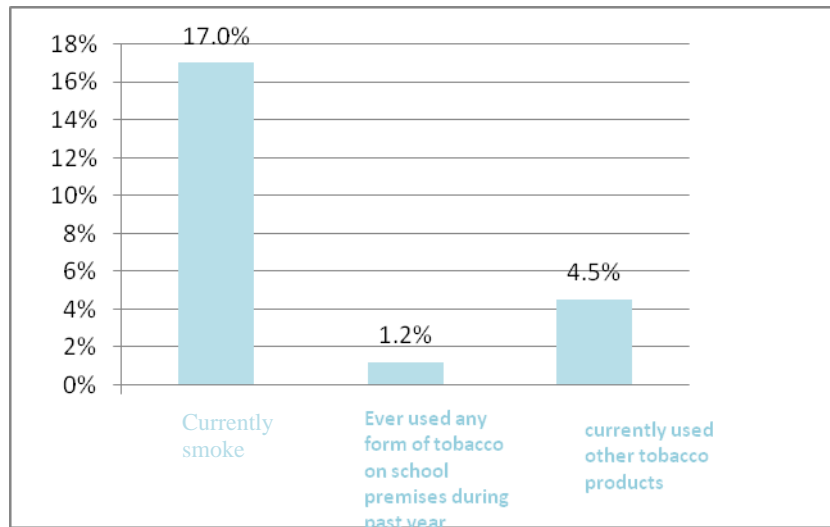


Figure 2: Prevalence (Rodrigues)



Write up of Table 1- Mauritius

One out of seven school personnel (14.5%) currently smoke cigarettes and male current smokers are significantly higher than female current smokers.

One out of hundred school personnel (1.1%) currently use tobacco products other than cigarettes and there is no significant difference by gender.

One out of fourteen school personnel (6.8%) have ever used any form of tobacco on school premises during the past year with significant difference by gender.

Write up of Table 1- Rodrigues

One out of six school personnel (17.0%) currently smoke cigarettes and male current smokers are not significantly higher than female current smokers.

One out of hundred school personnel (1.2%) currently use tobacco products other than cigarettes.

One out of twenty-two school personnel (4.5%) have ever used any form of tobacco on school premises during the past year with no significantly difference by gender.

Table 2: Knowledge

Category	Percent who say tobacco use is addictive	Percent who say tobacco use causes lung cancer	Percent who say tobacco use causes heart disease
Mauritius			
Total	85.0 (78.2-90.0)	95.3 (91.3-97.5)	85.8 (81.6-89.1)
Male	81.6 (70.6-89.1)	94.7 (91.9-96.6)	83.8 (77.2-88.7)
Female	87.9 (83.9-91.1)	95.7 (86.2-98.8)	87.3 (82.2-91.1)
Rodrigues			
Total	91.7 (68.3-98.2)	99.4 (76.1-100.0)	91.9 (53.3-99.1)
Male	90.5 (58.1-98.5)	98.9 (65.8-100.0)	93.6 (15.4-99.9)
Female	93.0 (54.6-99.3)	100.0	90.0 (70.2-97.2)

Write up of Table 2- Mauritius

More than four out of five (85.0%) of school personnel say that tobacco use is addictive, with no significant difference by gender.

Almost all (95.3%) school personnel say that tobacco use causes lung cancer, with no significant difference by gender.

More than four out of five (85.8%) of school personnel say that tobacco use causes heart diseases, with no significant difference by gender.

Write up of Table 2- Rodrigues

More than nine out of ten (91.7%) of school personnel say that tobacco use is addictive, with no significant difference by gender.

Almost all (99.4%) school personnel say that tobacco use causes lung cancer, with no significant difference by gender.

More than nine out of ten (91.9%) of school personnel say that tobacco use causes heart diseases, with no significant difference by gender.

Table 3: Attitudes

Category	Percent who are concerned very much about youth tobacco use	Percent who think teacher tobacco use influences youth tobacco use
Mauritius		
Total	59.5 (55.0-63.9)	89.1 (81.8-93.7)
Male	54.1 (48.5-59.6)	89.2 (83.5-93.2)
Female	63.9 (57.1-70.2)	88.9 (77.7-94.9)
Rodrigues		
Total	51.7 (38.5-64.6)	85.1 (75.1-91.5)
Male	46.2 (30.0-63.2)	84.8 (82.1-87.1)
Female	57.6 (42.5-71.4)	85.5 (57.3-96.3)

Figure 3: Attitudes (Mauritius)

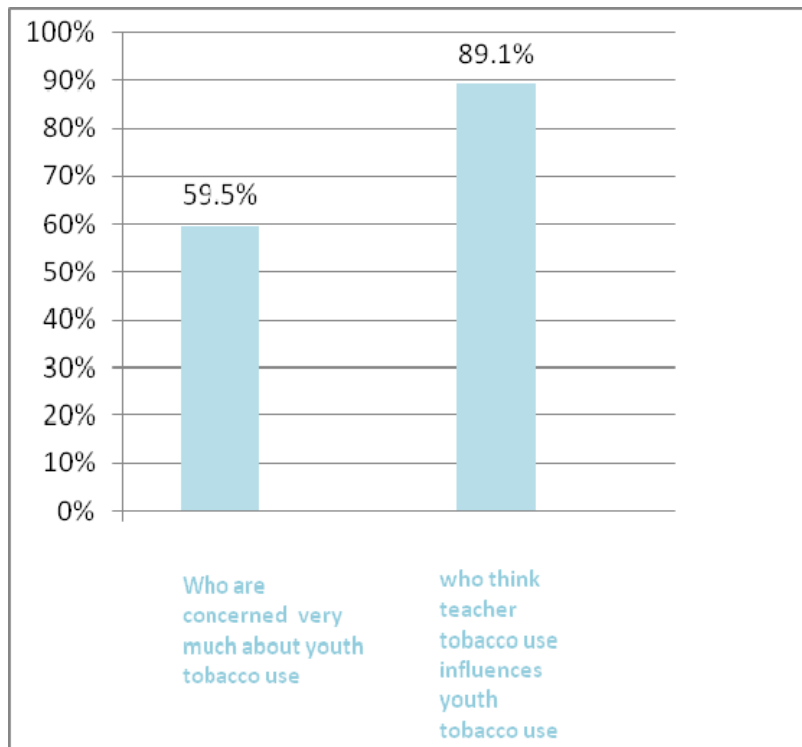
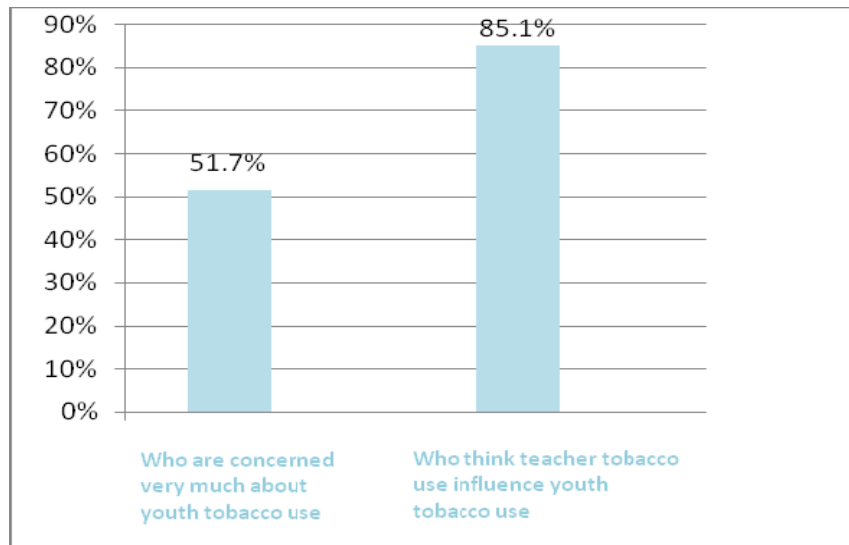


Figure 4: Attitudes (Rodrigues)



Write up of Table 3- Mauritius

Nearly three out of five (59.5%) school personnel are concerned very much about youth tobacco use with no significant difference by gender.

Nearly nine out of ten (89.1%) school personnel think that tobacco use among teachers influences youth tobacco use, with no significant difference by gender.

Write up of Table 3- Rodrigues

Nearly one out of two (51.7%) school personnel are concerned very much about youth tobacco use with no significant difference by gender.

More than four out of five (85.1%) school personnel think that tobacco use among teachers influences youth tobacco use, with no significant difference by gender.

Table 4: Attitudes

Category	Percent who think tobacco product advertising should be completely banned.	Percent who think the tobacco industry should not be allowed to sponsor school or extra curricular activities, such as sporting events	Percent who think that smoking should be banned in public places	Percent who think the price of tobacco products should be increased
Mauritius				
Total	85.7 (81.9-88.8)	75.1 (68.8-80.4)	93.9 (89.8-96.4)	83.0 (79.0-86.4)
Male	84.1 (79.8-87.7)	77.3 (71.9-81.9)	93.1 (87.8-96.3)	78.5 (72.6-83.3)
Female	87.0 (81.4-91.0)	73.5 (63.9-81.2)	94.4 (88.8-97.3)	86.7 (80.6-91.1)
Rodrigues				
Total	82.3 (69.8-90.3)	68.1 (57.7-77.0)	91.5 (79.0-96.9)	75.5 (54.3-88.9)
Male	77.2 (60.7-88.1)	66.0 (43.3-83.2)	89.0 (68.1- 96.9)	67.6 (57.8-76.0)
Female	88.0 (66.2-96.5)	70.4 (65.4-75.0)	94.1 (87.4-97.4)	84.5 (48.3-96.9)

Write up of Table 4- Mauritius

More than four out of five (85.7%) school personnel think that tobacco product advertising should be completely banned, with no significant difference by gender.

Three out of four (75.1%) school personnel think that the tobacco industry should not be allowed to sponsor school or extra curricular activities, such as sporting events, with no significant difference by gender.

More than nine out of ten (93.9%) school personnel think that smoking should be banned in public places, with no significant difference by gender.

More than four out of five (83.0%) school personnel think that the price of tobacco products should be increased, with no significant difference by gender.

Write up of Table 4- Rodrigues

More than four out of five (82.3%) school personnel think that tobacco product advertising should be completely banned, with no significant difference by gender.

Nearly seven out of ten (68.1%) school personnel think that the tobacco industry should not be allowed to sponsor school or extra curricular activities, such as sporting events, with no significant difference by gender.

More than nine out of ten (91.5%) school personnel think that smoking should be banned in public places, with no significant difference by gender.

More than three out of four (75.5%) school personnel think that the price of tobacco products should be increased, with no significant difference by gender.

Table 5: School policies on tobacco use

Category	Percent who agree schools should have a policy or rule specifically prohibiting tobacco use among school personnel	Percent who agree schools should have a policy or rule specifically prohibiting tobacco use among students
Mauritius		
Total	95.7 (90.3-98.1)	98.4 (97.0-99.2)
Male	94.5 (89.0-97.4)	97.7 (94.1-99.1)
Female	96.6 (90.8-98.8)	98.9 (97.1-99.6)
Rodrigues		
Total	93.9 (79.8-98.3)	95.6 (43.4-99.8)
Male	93.7 (62.1-99.3)	93.7 (33.9-99.8)
Female	94.1 (64.9-99.3)	97.7 (36.9-100.0)

Write up of Table 5- Mauritius

Nearly all (95.7%) school personnel agree that school should have a policy or rule specifically prohibiting tobacco use among school personnel, with no significant difference by gender.

Nearly all (98.4%) school personnel agree that school should have a policy or rule specifically prohibiting tobacco use among students, with no significant difference by gender.

Write up of Table 5- Rodrigues

More than nine out of ten (93.9%) school personnel agree that school should have a policy or rule specifically prohibiting tobacco use among school personnel, with no significant difference by gender.

Nearly all (95.6%) school personnel agree that school should have a policy or rule specifically prohibiting tobacco use among students, with no significant difference by gender.

Table 6: School policies on tobacco use

Category	Percent who reported that their schools have a policy that prohibits tobacco use among school personnel	Percent who reported that their schools have a policy that prohibits tobacco use among students	Percent who reported that their schools enforce its tobacco policies on tobacco use among school personnel and students
Mauritius			
Total	73.2 (66.8-78.8)	87.4 (83.6-90.4)	94.5 (89.4-97.2)
Male	77.1 (68.0-84.2)	91.6 (83.0-96.0)	95.1 (89.7-97.8)
Female	70.3 (59.8-79.0)	84.0 (78.0-88.6)	93.9 (87.4-97.1)
Rodrigues			
Total	68.6 (22.3-94.3)	88.1 (65.0-96.7)	88.9 (83.9-92.5)
Male	71.3 (17.4-96.7)	85.0 (58.3-95.9)	86.3 (74.9-93.0)
Female	65.4 (17.3-94.5)	91.7 (47.7-99.3)	92.3 (91.5-93.1)

Write up of Table 6- Mauritius

Nearly three out of four (73.2%) school personnel reported that their schools have a policy that prohibits tobacco use among school personnel, with no significant difference by gender.

Nearly nine out of ten (87.4%) school personnel reported that their schools have a policy that prohibits tobacco use among students, with no significant difference by gender.

More than nine out of ten (94.5%) school personnel reported that their schools enforce its school policy on tobacco use among school personnel and students, with no significant difference by gender.

Write up of Table 6- Rodrigues

Nearly seven out of ten (68.6%) school personnel reported that their schools have a policy that prohibits tobacco use among school personnel, with no significant difference by gender.

Nearly nine out of ten (88.1%) school personnel reported that their schools have a policy that prohibits tobacco use among students, with no significant difference by gender.

More than nine out of ten (88.9%) school personnel reported that their schools enforce its school policy on tobacco use among school personnel and students, with no significant difference by gender.

Table 7: Access to training and teaching materials

Category	Percent who have ever received training to prevent youth tobacco use	Percent who had access to teaching and learning materials about tobacco use and how to prevent its use among youth	Percent who think teachers need specific training to be able to teach students how to avoid or stop using tobacco
Mauritius			
Total	7.2 (5.1-10.1)	36.8 (30.4-43.7)	77.0 (71.6-81.6)
Male	9.5 (5.4-16.2)	35.9 (28.9-43.6)	75.1 (71.0-78.8)
Female	5.4 (4.3-6.9)	37.4 (30.2-45.3)	78.4 (67.4-86.5)
Rodrigues			
Total	12.1 (6.5-21.6)	32.8 (14.1-59.2)	83.9 (73.6-90.7)
Male	11.3 (6.7-18.6)	34.9 (27.7-43.0)	84.0 (73.2-91.0)
Female	13.0 (6.6-24.1)	30.4 (4.8-79.1)	83.7 (74.2-90.2)

Figure 5: Access to training and teaching materials (Mauritius)

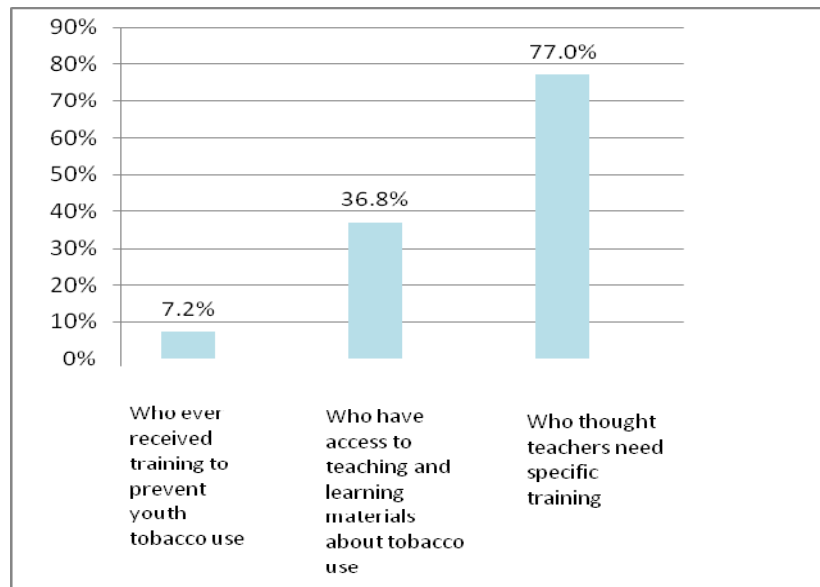
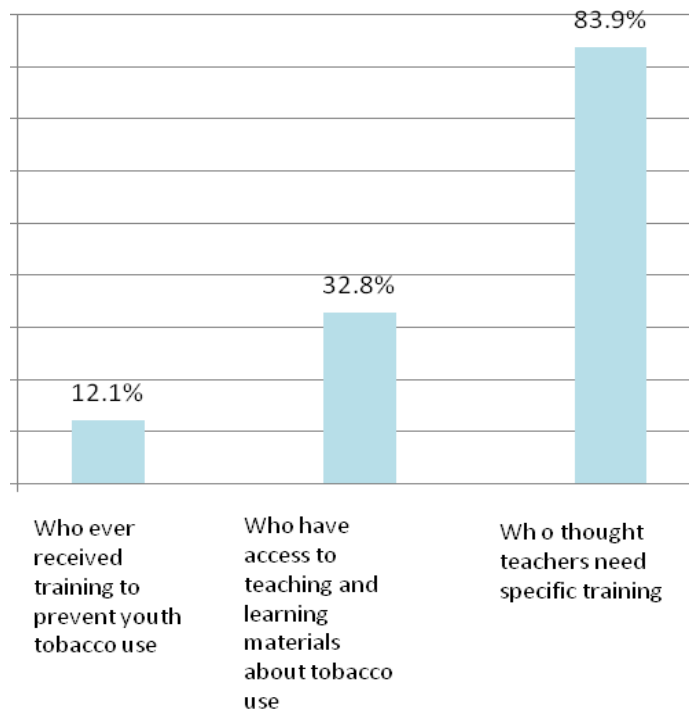


Figure 6: Access to training and teaching materials (Rodrigues)



Write up of Table 7- Mauritius

More than one in twenty (7.2%) school personnel have ever received training to prevent youth tobacco use, with no significant difference by gender.

More than one out of three (36.8%) school personnel had access to teaching and learning materials about tobacco use and how to prevent its use among youth, with no significant difference by gender.

More than three out of four (77.0%) school personnel think that teachers need specific training to be able to teach students how to avoid or stop using tobacco, with no significant difference by gender.

Write up of Table 7- Rodrigues

More than one in twenty (12.1%) school personnel have ever received training to prevent youth tobacco use, with no significant difference by gender.

Nearly one out of three (32.8%) school personnel had access to teaching and learning materials about tobacco use and how to prevent its use among youth, with no significant difference by gender.

More than four out of five (83.9%) school personnel think that teachers need specific training to be able to teach students how to avoid or stop using tobacco, with no significant difference by gender.

Table 8: Extra-curricular activities on tobacco use prevention

Category	Percent reporting their schools had non-classroom programmes or activities (such as assembly) that were used to teach tobacco use prevention to students	Percent who have ever advised a student to stop using tobacco
Mauritius		
Total	55.3 (43.9-66.1)	81.1 (74.5-86.2)
Male	59.0 (47.0-70.0)	86.0 (80.3-90.3)
Female	52.5 (40.3-64.3)	77.1 (69.6-83.2)
Rodrigues		
Total	45.8 (30.4-62.0)	86.0 (72.8-93.3)
Male	50.6 (17.1-83.6)	87.6 (62.0-96.9)
Female	40.8 (27.2-56.0)	84.1 (76.4-89.7)

Write up of Table 8- Mauritius

More than one out of two (55.3%) school personnel reported that their schools had non-classroom programmes or activities (such as assembly) that were used to teach tobacco use prevention to students, with no significant difference by gender.

More than four out of five (81.1%) school personnel have ever advised a student to stop using tobacco, with no significant difference by gender.

Write up of Table 8- Rodrigues

Nearly one out of two (45.8%) school personnel reported that their schools had non-classroom programmes or activities (such as assembly) that were used to teach tobacco use prevention to students, with no significant difference by gender.

More than four out of five (86.0%) school personnel have ever advised a student to stop using tobacco, with no significant difference by gender.

4.4 Discussion

Prevalence

Data from the Global School Personnel Survey indicate that 14.5% of school personnel in Mauritius and 17.0% in Rodrigues were current cigarette smokers in 2008. This is below the average for smoking in the adult population aged 20 years and above which, according to the Non-Communicable Diseases Surveys 2004, was 20.5% in Mauritius and 32.4% in Rodrigues. Furthermore, the prevalence of cigarette smoking among school personnel in Mauritius and Rodrigues was more or less the same as the average in the different regions of the world which was between 15% to 19% in 2006.

Smoking among school personnel should always be viewed with concern and not complacency. School personnel can play an important role in tobacco control because of their status as role models in their communities and their frequent contact with children. This potential can be limited if school personnel use tobacco, especially in the presence of students in school premises which is the case for 6.8% of school personnel in Mauritius and 4.5% in Rodrigues. Smoking among school personnel also undermines the educational messages and other prevention efforts to reduce adolescents smoking prevalence.¹² In view of the above, strategies are required to motivate school personnel to quit smoking or at least not to smoke in the presence of youth, in or out of school.

Knowledge and attitudes

The study shows high level of awareness among school personnel on the addictiveness and health effects of tobacco use. 85.0% of school personnel in Mauritius and 91.7% in Rodrigues said that tobacco use is addictive. Moreover, 95.5% of school personnel in Mauritius said that tobacco use causes lung cancer and 85.8% said that it causes heart disease. In Rodrigues, 99.4% of school personnel said that tobacco use causes lung cancer and 91.9% said that it causes heart disease.

As far as attitudes were concerned, the study indicates that school personnel were in total disagreement with the tactics of the tobacco industry for encouraging consumption of tobacco products among youth and the population in general. In Mauritius, 85.7% and in Rodrigues, 82.3% of school personnel thought that advertising of tobacco products should be completely banned. In addition, 75.1% of school personnel in Mauritius and 68.1% in Rodrigues thought that the tobacco industry should not be allowed to sponsor school or extra-curricular activities, such as sporting events. More than three out of four school personnel are in favour of increasing the price of tobacco products. Such attitudes also imply strong support to the tobacco regulations which ban advertising, promotion and sponsorship and smoking in public places in Mauritius and Rodrigues.

More than one out of two school personnel in Mauritius and Rodrigues showed an attitude of great concern about tobacco use among young people. The vast majority among them are also conscious of the fact that teacher tobacco use influences youth tobacco use. Future empowerment programme for teachers should take advantage of these elements to generate more support for anti-tobacco education in schools.

School policies on tobacco use

The enforcement of school policy restricting smoking is associated with a lower level of tobacco consumption and prevalence among pupils as well as with the reduction of exposure of students and school personnel to second hand smoke.¹³⁻¹⁷ Furthermore, the visibility of adult smoking both in indoor and outdoor areas increases the likelihood of regular smoking among students¹⁸ and decreases the support for smoke-free environment among students that smoke.¹⁹ Hence the necessity to enforce the tobacco legislation which bans smoking in indoor and outdoor premises of educational institutions.

In Mauritius and Rodrigues, school policy regarding tobacco use is governed by the Public Health (Restrictions of Tobacco Products) Regulations 2008 which ban smoking in educational institutions at pre-primary, secondary and tertiary levels. The previous anti-tobacco regulations dating back to 1999 also banned smoking in educational institutions. The study shows that the level of compliance to the no-smoking regulations among school personnel was very high with only 6.8% in Mauritius and 4.5% in Rodrigues reporting having ever used tobacco in school premises during the year preceding the survey. It is the responsibility of the school management to enforce the tobacco regulations and ensure absolute compliance among the school personnel and students alike.

The study also shows high level of support among school personnel for tobacco-free policies in schools. In Mauritius, 95.7% and in Rodrigues, 93.9% of school personnel supported prohibition of tobacco use among school personnel in school premises. In addition, 98.4% of school personnel in Mauritius and 95.6% in Rodrigues supported prohibition of tobacco use among students in school premises.

Access to training and teaching materials

Access to appropriate training and educational materials is an important element of an effective curriculum to prevent and reduce tobacco use among students. However, a low percentage of teachers (7.2% in Mauritius and 12.1% in Rodrigues) reported having ever received training to prevent youth tobacco use. In addition, only around one in three teachers in Mauritius and Rodrigues reported having access to teaching materials to support tobacco reduction and prevention curriculum.

The Ministry of Health and Quality of Life, in collaboration with the Ministry of Education, Culture and Human Resources, has embarked on a training programme for secondary school teachers. This year around 150 teachers have been trained in the context of the consolidation of the tobacco control programme in schools. However, the training programme should be sustained and reach more teachers. Authorities should also advocate with the Mauritius Institute of Education (MIE) to consolidate the health education component of the training and teaching programme of primary and secondary school teachers.

A strategy to reach students through extra-curricular activities should also be pursued as such activities provide the opportunity to students and organizations to partner and create the necessary synergy in the fight against tobacco use. Unfortunately, extra-curricular activities are not too common among schools; only 55.3% of school personnel in Mauritius

and 45.8% in Rodrigues reported non-classroom programmes or activities to teach tobacco use prevention to students.

The great majority of school personnel – 81.1% in Mauritius and 86.0% in Rodrigues reported advising students to stop using tobacco. In the absence of adequate training, most probably such advice was limited in substance but shows their willingness to assist in the efforts to prevent and reduce tobacco use among students. Training and adequate teaching materials will improve their ability to convey effective anti-tobacco information to students.

Conclusion

Tobacco use starts in the adolescent years, when school personnel act as important role models. To plan effective interventions, it is essential to have information on the extent and the type of tobacco use among school personnel, their attitudes towards tobacco control, and the existence of school health policies about tobacco. The GSPS provides this information and authorities could use these data to plan, implement and revise programmes to reduce tobacco use among school personnel, improve the dissemination of tobacco control information to students, and provide school personnel with the resources they need to complement a comprehensive tobacco control programme.

5. Recommendations

General

1. Disseminate the findings of the survey among stakeholders in view of creating a supportive environment for tobacco control policies and programmes.
2. Monitor closely the activity of the tobacco industry to ensure that no free distribution of cigarettes is being carried out among young people.
3. Involve all sectors concerned in developing and implementing anti-tobacco strategies targeting young people.
4. Continually reassess tobacco control policies and strategies targeting young people in the light of results obtained and weaknesses observed.
5. Collaborate with World Health Organization in the development of guidelines to control cross-border advertising and promotion which the tobacco industry is using to reach countries where advertising and promotion are prohibited by law.
6. Raise taxes on tobacco products to increase price and reduce consumption. (It is estimated that for each 10% increase in retail price, consumption is reduced by about 4% in high-income countries and by about 8% in low- and middle-income countries.)

Capacity-building

7. Train people engaged in anti-smoking education in Behavioural Change Communication (BCC) in order to better understand the process and determinants of behaviour change and contribute more effectively in achieving the desired behavioural objectives.
8. Provide teachers and trainers regular training to make them more comfortable with tobacco-related issues and encourage them to serve as role models to young people.

Enforcement of Tobacco Legislation

9. Ensure that the tobacco regulations of 2008 are strictly enforced in and outside of schools to protect young people from second hand smoke, advertising and promotion and the use of tobacco products.
10. Ensure that the ban on sponsorship, as required by the tobacco regulations of 2008, is strictly enforced to prevent the tobacco industry from creating for itself a positive image in the public and especially among young people by sponsoring students for higher education under cover of corporate social responsibility.

School Programme

11. Liaise with the Ministry of Education to consolidate the anti-smoking lessons in the primary and secondary school curriculum.
12. Develop an anti-smoking module for implementation in secondary schools as an extra-curriculum activity to supplement the existing anti-smoking programme in the school curriculum.
13. Teach students social skills so that they can avoid pressure to start smoking.
14. Conduct regular inter-school activities such as poster and essay competitions to create and sustain the interest of young people on issues relating to tobacco.
15. Conduct educational programmes for parents through Parents Teachers Associations and other community organizations to sensitize them on the harmful effects of smoking and secondhand smoke and encourage them to serve as role models to their children.

Educational and media materials and events

16. Produce appropriate educational materials to meet the needs of students, teachers, and parents.
17. Develop appropriate educational materials on smoking cessation and make them easily available to young people in schools, youth centres and other places where young people meet.
18. Produce media materials like TV and radio spots to sensitize young people on the harmful effects of tobacco use.
19. Create a website to provide updated information on tobacco to young people and the public in general.
20. Prepare and circulate a quarterly newsletter on tobacco control issues for teachers and trainers.
21. Conduct high-visibility media and community events (e.g. World No Tobacco Day) to draw youth attention, support and understanding of tobacco-related issues.
22. Encourage youth-friendly media to publish information on tobacco use and its consequences.

Tobacco Dependence and Cessation

23. Establish a counseling service on smoking cessation for young people either in or outside school.

6. APPENDICES

Appendix A

Statistical Testing - Confidence Interval

A percent and its estimated standard error may be used to construct confidence intervals (CI) about the percent. The CI is expressed as a range (upper and lower bound) around the percent. The CI range contains the average value of the percent which would result if all possible samples were produced. The 95% CI suggests that if 100 samples were drawn and CIs were calculated for each, then the average value of the percent would be contained in 95 of the 100CIs.

The test of statistical significance is done by comparing the 95% CI for two percentages. If the CIs do not overlap then the percentages are significantly different. For example,

1. In Table 1 we can test the difference in the percent ever smoked between males (40.4%) and females (22.6%) in Mauritius. The difference is 17.8 (40.4 – 22.6).
2. Using the equation $y = -0.0015x^2 + 0.1464x + 0.9444$, the standard error (SE) can be calculated for 40.4% and 22.6%.

$$\begin{aligned} \text{SE for 40.4} &= -0.0015 (40.4 \text{ to the square}) + 0.1464(40.4) + 0.9444 \\ &= 4.4 \end{aligned}$$

$$\begin{aligned} \text{SE for 22.6} &= -0.0015(22.6 \text{ to the square}) + 0.1464(22.6) + 0.9444 \\ &= 3.4 \end{aligned}$$

3. The 95% CI for each percent is calculated by multiplying the SE by 1.96
95% CI for 40.4 = 4.4 x 1.96
= 8.5, so the upper bound is 48.9 (40.4 + 8.5) and the lower bound is 31.9 (40.4 – 8.5)
95% CI for 22.6 = 3.4 x 1.96
= 6.8, so the upper bound is 29.4 (22.6 + 6.8) and the lower bound is 15.8 (22.6 – 6.8)
4. Statistical difference is determined by comparing the upper and lower bound range for the two percentages.
 - (a) If the ranges do not overlap, then the two percentages are considered statistically different at the 95% CI level.
 - (b) If the ranges do overlap, then there is no statistical difference between the two percentages.

In this example, the percentages 40.4 (48.9 – 31.9) and 22.6 (29.4 – 15.8) do not overlap, thus males are significantly more likely than females to have ever smoked cigarettes.

Appendix B

GLOBAL YOUTH TOBACCO SURVEY (GYTS)

Questionnaire (English)

Ministry of Health and Quality of Life, Mauritius
and
*Commission for Education, Training, Arts and Culture, Library
Services and Human Resources, Rodrigues

2008

** For Rodrigues only*
For each question. select only one answer

THE FIRST 26 QUESTIONS ASK ABOUT YOUR USE OF TOBACCO.

1. Have you ever tried or experimented with cigarette smoking, even one or two puffs?
 - a. Yes
 - b. No

2. How old were you when you first tried a cigarette?
 - a. I have never smoked cigarettes
 - b. 7 years old or younger
 - c. 8 or 9 years old
 - d. 10 or 11 years old
 - e. 12 or 13 years old
 - f. 14 or 15 years old
 - g. 16 years old or older

3. Why did you start smoking?
 - a. I have never smoked cigarettes
 - b. pressure from friends
 - c. influence of the media (films, advertisement, etc)
 - d. to imitate members of the family
 - e. desire to experiment
 - f. to appear grown-up
 - g. to appear fashionable

4. How old were you when your first smoked cigarettes on a daily basis?
 - a. I have never smoked a cigarette
 - b. 7 years old or younger
 - c. 8 or 9 years old
 - d. 10 or 11 years old
 - e. 12 or 13 years old
 - f. 14 or 15 years old
 - g. 16 years old or older

5. During the past 30 days (one month), on how many days did you smoke cigarettes?
 - a. 0 days
 - b. 1 or 2 days
 - c. 3 to 5 days
 - d. 6 to 9 days
 - e. 10 to 19days
 - f. 20 to 29 days
 - g. All 30 days

6. How many cigarettes have you smoked in your entire life?
 - a. None
 - b. 1 to 2 puffs only
 - c. 1 cigarette
 - d. 6 to 15 cigarettes
 - e. 16 to 25 cigarettes
 - f. 26 to 99 cigarettes
 - g. 100+ cigarettes

7. During the past 30 days (one month), on the days you smoked, how many cigarettes did you usually smoke?
 - a. I did not smoke cigarettes during the past 30 days (one month)
 - b. Less than 1 cigarette per day
 - c. 1 cigarette per day
 - d. 2 to 5 cigarettes per day
 - e. 6 to 10 cigarettes per day

- f. 11 to 20 cigarettes per day
- g. More than 20 cigarettes per day

8. During the past 30 days (one month), how did you usually get your own cigarettes?

- a. I did not smoke cigarettes during the past 30 days (one month)
- b. I bought them in a store or shop.
- c. I gave someone else money to buy them for me
- d. I borrowed them from someone else
- e. I stole them
- f. An older person gave them to me
- g. I got them some other way

9. What type of cigarettes do you usually smoke?

- a. I never smoked a cigarette
- b. I no longer smoke cigarettes
- c. Regular (full flavour)
- d. Light (low tar)

10. During the past 30 days (one month), what brand of cigarettes did you usually smoke?

- a. I did not smoke cigarettes during the past 30 days
- b. Matelot
- c. Matinee
- d. Embassy
- e. 555
- f. Benson and Hedges
- g. Others

11. Have you ever used tobacco products other than cigarettes (e.g. chewing tobacco, snuff, cigars, cigarillo, little cigar, pipe)?

- a. Yes
- b. No

12. Have you ever used chewing tobacco or snuff?

- a. Yes
- b. No

13. Have you ever tried to smoke cigars, cigarillos, or little cigars, even one or two puffs?

- a. Yes
- b. No

14. Have you ever smoked tobacco in a pipe?

- a. Yes
- b. No

15. Do you sometimes smoke tobacco mixed with other drugs (e.g. gandia, hashish)?

- a. I have never smoked
- b. I no longer smoke
- c. No, I smoke, but I never mix tobacco with other drugs
- d. Yes, but only once or twice
- e. Yes, I have mixed tobacco with other drugs more than twice

16. Are you more likely to smoke after you have drunk alcohol or used another drug like gandia, ecstasy, psychotropes?

- a. I have never smoked cigarettes
- b. I no longer smoke cigarettes
- c. I smoke but never drink alcohol or use drugs
- d. No, I smoke less when I drink alcohol or use other drugs
- e. Yes, I smoke more when I drink alcohol or use other drugs

f. I smoke about the same when I drink alcohol or use other drugs

17. How do you buy your cigarettes?

- a. I don't smoke cigarettes
- b. I don't buy cigarettes
- c. I buy loose cigarettes.
- d. I buy cigarettes in packets of 10
- e. I buy cigarettes in packets of 20

18. How much do you usually pay for a pack of 10 cigarettes?

- a. I don't smoke cigarettes.
- b. I don't buy cigarettes, or I don't buy them in packs of 10.
- c. Less than Rs 20
- d. Rs 21 - Rs 30
- e. Rs 31 - Rs 40
- f. More than Rs 40

19. How much do you usually pay for a pack of 20 cigarettes?

- a. I don't smoke cigarettes.
- b. I don't buy cigarettes, or I don't buy them in packs of 20.
- c. Less than Rs 30
- d. Rs 31 - Rs 40
- e. Rs 41 - Rs 50
- f. Rs 51 - Rs 60
- g. Rs 61 - Rs 70
- h. More than Rs 70

20. During the past 30 days (one month) how much do you think you spent on cigarettes?

- a. I don't smoke cigarettes.
- b. I don't buy my cigarettes.
- c. Rs 1.15 to Rs 32
- d. Rs 33 to Rs 74
- e. Rs 75 to Rs 375
- f. Rs 376 to Rs 750
- g. Rs 751 to Rs 1500
- h. More than Rs 1500

21. In one month (30 days) how much pocket money do you get?

- a. I don't receive any pocket money (or income, allowance, etc)
- b. less than Rs 30
- c. Rs 30 - Rs 150
- d. Rs 151 - Rs 300
- e. Rs 301 - Rs 600
- f. Rs 601 - Rs 900
- g. more than Rs 900

22. During the past 30 days (one month), did anyone ever refuse to sell you cigarettes because of your age?

- a. I did not try to buy cigarettes during the past 30 days (one month)
- b. Yes, someone refused to sell me cigarettes because of my age
- c. No, my age did not prevent me from buying cigarettes

23. Where do you usually smoke?

- a. I have never smoked cigarettes
- b. At home
- c. At school
- d. At work
- e. At friends' houses
- f. At social events (e.g. wedding, parties, sport events, fancy fairs)

- g. In public spaces (e.g. parks, shopping centres, street corners)
- h. Other places

24. Do you smoke now?

- a. Not at all
- b. Occasionally, but less than once a month
- c. Some time each month, but less than one cigarette per week
- d. Some time each week, but less than one cigarette per day
- e. Every day at least one cigarette

25. In the area where you live, do you know of any places that sell single or loose cigarettes?

- a. Yes
- b. No

26. Do you ever have a cigarette or feel like having a cigarette first thing in the morning?

- a. I have never smoked cigarettes
- b. I no longer smoke cigarettes
- c. No, I don't have or feel like having a cigarette first thing in the morning
- d. Yes, I sometimes have or feel like having a cigarette first thing in the morning
- e. Yes, I always have or feel like having a cigarette first thing in the morning

THE NEXT 25 QUESTIONS ASK ABOUT YOUR KNOWLEDGE AND ATTITUDES TOWARDS TOBACCO.

27. Do your parents smoke?

- a. None
- b. Both
- c. Father only
- d. Mother only
- e. I don't know

28. Do your brother (s) or sister(s) smoke?

- a. None
- b. brother(s) only
- c. sister(s) only
- d. both
- e. I don't know

29. Have you ever bought a cigarette or any other tobacco product for an adult?

- a. Yes
- b. No

30. Do your parents know that you smoke cigarettes?

- a. I do not smoke cigarettes
- b. Yes
- c. No

31. If one of your best friends offer you a cigarette, will you smoke it?

- a. Definitely not
- b. Probably not
- c. Probably yes
- d. Definitely yes

32. Has anyone in your family discussed the harmful effects of smoking with you?

- a. Yes
- b. No

33. Do you believe that light (low-tar) cigarettes are less harmful than regular (full-flavour) cigarettes?
- They are less harmful
 - They are more harmful
 - There is no difference
34. At any time during the next 12 months do you think you will smoke a cigarette?
- Definitely not
 - Probably not
 - Probably yes
 - Definitely yes
35. Do you think you will be smoking cigarettes 5 years from now?
- Definitely not
 - Probably not
 - Probably yes
 - Definitely yes
36. At any time during the next year do you think you will use chewing tobacco or snuff?
- Definitely not
 - Probably not
 - Probably yes
 - Definitely yes
37. Once someone has started smoking, do you think it would be difficult to quit?
- Definitely not
 - Probably not
 - Probably yes
 - Definitely yes
38. Do you think boys who smoke cigarettes have more or less friends?
- More friends
 - Less friends
 - No difference from non-smokers
39. Do you think girls who smoke cigarettes have more or less friends?
- More friends
 - Less friends
 - No difference from non-smokers
40. Does smoking cigarettes help people feel more or less comfortable at celebration: parties, or in other social gatherings?
- More comfortable
 - Less comfortable
 - No difference from non-smokers
41. Do you think smoking cigarettes makes boys look more or less attractive?
- More attractive
 - Less attractive
 - No difference from non-smokers
42. Do you think smoking cigarettes makes girls look more or less attractive?
- More attractive
 - Less attractive
 - No difference from non-smokers
43. Do you think that smoking cigarettes makes you gain or lose weight?
- Gain weight

- b. Lose weight
- c. No difference

44. Do you think cigarette smoking is harmful to your health?

- a. Definitely not
- b. Probably not
- c. Probably yes
- d. Definitely yes

45. Do any of your closest friends smoke cigarettes?

- a. None of them
- b. Some of them
- c. Most of them
- d. All of them

46. Do any of your closest friends use chewing tobacco or snuff?

- a. None
- b. Some of them
- c. Most of them

47. When you see a man smoking what do you think of him?

- a. Lacks confidence
- b. Stupid
- c. Loser
- d. Successful
- e. Intelligent
- f. Manly

48. When you see a woman smoking, what do you think of her?

- a. Lacks confidence
- b. Stupid
- c. Loser
- d. Successful
- e. Intelligent
- f. Sophisticated

49. Do you think it is safe to smoke for only a year or two as long as you quit after that?

- a. Definitely not
- b. Probably not
- c. Probably yes
- d. Definitely yes

50. Do you think smoking cigarettes is less dangerous for a person of your age because they can always stop later?

- a. Definitely not
- b. Probably not
- c. Probably yes
- d. Definitely yes

51. At the present time do you consider yourself

- a. have never smoked cigarettes
- b. An ex-smoker
- c. An occasional smoker
- d. A frequent smoker
- e. A daily smoker

THE NEXT 6 QUESTIONS ASK ABOUT YOUR EXPOSURE TO OTHER PEOPLE'S SMOKING

52. Do you think the smoke from other people's cigarettes is harmful to you?

- a. Definitely not
- b. Probably not
- c. Probably yes
- d. Definitely yes

53. Do you think a person who smokes around others should ask permission?

- a. Yes
- b. No

54. During the past 7 days, on how many days have people smoked in your presence, in your home?

- a. 0
- b. 1 to 2
- c. 3 to 4
- d. 5 to 6
- e. 7

55. During the past 7 days, on how many days have people smoked in your presence, in places other than in your home?

- a. 0
- b. 1 to 2
- c. 3 to 4
- d. 5 to 6
- e. 7

56. If someone asks permission to smoke around you, do you let him/her?

- a. Yes
- b. No

57. In Mauritius, smoking is banned in public places (such as in schools, buses, taxis, on playgrounds, in gyms and sports complexes, etc). Are you in favour of it?

- Yes
- b. No

THE NEXT 10 QUESTIONS ASK ABOUT YOUR ATTITUDES TOWARDS STOPPING SMOKING

58. Do you want to stop smoking now?

- a. I have never smoked cigarettes
- b. I do not smoke now
- c. Yes
- d. No

59. Have you ever tried to stop smoking and found that you could not?

- a. I have never smoked a cigarette
- b. I have successfully stopped smoking
- c. Yes
- d. No

60. How many times, if any, have you tried to quit smoking?

- a. I have never smoked
- b. 0 times
- c. 1 to 3 times
- d. 4 or more times

61. During the past year, have you ever tried to stop smoking cigarettes?

- a. I have never smoked cigarettes
- b. I did not smoke during the past year
- c. Yes
- d. No

62. How long ago did you stop smoking?

I have never smoked cigarettes

I have not stopped smoking

- c. 1-3 months
- d. 4-11 months
- e. One year
- f. 2 years
- g. 3 years or longer

63. When was the last time you smoked a cigarette, even one or two puffs?

- a. I have never smoked a cigarette
- b. Today
- c. Not today but sometime in the past week
- d. Not today but sometime in the past month
- e. Not today but sometime in the past 6 months
- f. Not in the past 6 months but in the past year
- g. 1 to 4 years ago
- h. 5 or more years ago

64. What was the main reason you decided to stop smoking?

- a. I have never smoked cigarettes
- b. I have not stopped smoking
- c. To improve my health
- d. To save money
- e. Because my family does not like it
- f. Because my friends don't like it
- g. Other

65. Do you think you would be able to stop smoking if you wanted to?

- a. I have never smoked cigarettes
- b. I have already stopped smoking cigarettes
- c. Yes
- d. No

66. Have you ever received help or advice to help you stop smoking?

- a. I have never smoked cigarettes
- b. Yes, from a programme (e.g school programme, smoking cessation programme, radio/TV programme)
- c. Yes, from a professional (e.g doctor, health educator, nurse, teacher, etc.)
- d. Yes, from a friend
- e. Yes, from a family member
- f. Yes, from both programmes or professionals and from friends or family members
- g. No

67. Does your school or community have any special groups or classes for students who want to stop smoking?

- a. Yes
- b. No
- c. Not sure

THE NEXT 12 QUESTIONS ASK ABOUT YOUR KNOWLEDGE OF MEDIA MESSAGES ABOUT SMOKING

68. During the past 30 days (one month), how many anti-smoking media messages (e.g., television, radio, billboards, posters, newspapers, magazines, movies) have you seen?

- a. A lot
- b. A few
- c. None

69. During the past 30 days (one month), how many anti-smoking commercials (e.g. publicite) have you seen on TV?

- a. I never watch TV.
- b. A lot
- c. A few
- d. None

70. During the past 30 days (one month), how many anti-smoking commercials have you heard on the radio?

- a. I never listen to the radio
- b. A lot
- c. A few
- d. None

71. During the past 30 days (one month), how many anti-smoking messages have you seen on billboards?

- a. A lot
- b. A few
- c. None

72. During the past 30 days (one month), how many anti-smoking posters have you seen?

- a. A lot
- b. A few
- c. None

73. During the past 30 days (one month), how many anti-smoking messages have you seen in newspapers or magazines?

- a. A lot
- b. A few
- c. None

74. During the past 30 days (one month), when you listened to the radio how often did you hear cigarette brand names mentioned?

- a. I never listen to the radio
- b. A lot
- c. Sometimes
- d. Never

75. When you go to sports events, fairs, concerts, community events (e.g. charity walks, fancy fairs) or social gatherings (e.g. wedding, parties, discotheques), how often do you see anti-smoking messages?

- a. I never go to sports events, fairs, concerts, community events, or social gatherings
- b. A lot
- c. Sometimes
- d. Never

76. When you watch TV, videos, or movies, how often do you see actors smoking?

- a. I never watch TV, videos or movies
- b. A lot
- c. Sometimes
- d. Never

77. During the past 30 days (one month), when you watched sports events or other programmes on TV how often did you see cigarette brand names?

- a. I never watch TV
- b. A lot
- c. Sometimes
- d. Never

78. During the past 30 days (one month), how many advertisements or promotions for cigarettes have you seen in foreign newspapers or magazines or on Internet?

- a. A lot
- b. A few
- c. None

79. Has a cigarette representative or sales person ever offered you a free cigarette?

- a. Yes
- b. No

THE NEXT 8 QUESTIONS ASK ABOUT WHAT YOU WERE TAUGHT ABOUT SMOKING IN SCHOOL

80. During the past year, have you heard youth groups discouraging young people of your age from smoking?

- a. Yes
- b. No

81. During the past year, did any health professional explain to you why smoking is dangerous to your health?

- a. Yes
- b. No

82. During the past year, did any religious organization discourage young people of your age from smoking?

- a. Yes
- b. No

83. During this school year, were you taught in any of your classes about the dangers of smoking?

- a. Yes
- b. No
- c. Not sure

84. During this school year, were you taught in any of your classes that most people of your age do not smoke cigarettes?

- a. Yes
- b. No
- c. Not sure

85. During this school year, did you discuss in any of your classes the reasons why people of your age smoke?

- a. Yes
- b. No
- c. Not sure

86. During this school year, were you taught in any of your classes about the effects of smoking like it makes your teeth yellow, causes wrinkles, or makes you smell bad?

- a. Yes
- b. No
- c. Not sure

87. When did you last discuss smoking and health as part of a lesson?

- a. Never
- b. This term
- c. Last term
- d. 2 terms ago
- e. 3 terms ago
- f. More than a year ago

THE LAST 3 QUESTIONS ASK FOR SOME BACKGROUND INFORMATION ABOUT YOURSELF.

88. How old are you?
- a. 11 years old or less
 - b. 12 years old
 - c. 13 years old
 - d. 1 years old
 - e. 15 years old
 - f. 16 years old
 - g. 17 years old or more
89. What is your sex?
- a. Male
 - b. Female
90. In what form are you?
- a. Form II
 - b. Form III
 - c. Form IV

GLOBAL YOUTH TOBACCO SURVEY (GYTS)

**Questionnaire
(Creole)**

Ministry of Health and Quality of Life, Mauritius
and

*Commission for Education, Training, Arts and Culture, Library
Services and Human Resources, Rodrigues

2008

** For Rodrigues only*

Pou chaque question choisir ene sel réponse

26 premiers questions dimane toi si to fimé et plis informations lors la

1. Eski to fine déza fimé ou essaye fine ene cigarette, même ene ou de dam?
 - a. oui
 - b. non.

2. Ki laz to ti ena quand to ti essaye fimé premier fois?
 - a. zamais mo fine fine cigarette
 - b. 7 ans ou moins
 - c. 8 ou 9 ans
 - d. 10 ou 11 ans
 - e. 12 ou 13 ans
 - f. 14 ou 15 ans
 - g. 16 ans ou plis

3. Ki faire to fine commence fimé?
 - a. jamais mo fine fine cigarette
 - b. camarade ti force moi
 - c. mo ti faire couma dan films, réclames, etc.
 - d. mo ti envie imite dimounes dan mo famille/dan mo la caze
 - e. mo ti envie essayé
 - f. mo ti envie paret grand
 - g. mo ti envie paret dan pop.

4. Qui laz to ti ena quand to fine commence fimé tou le jour?
 - a. Zamais mo fine fine cigarette
 - b. 7 ans ou moins
 - c. 8 ou 9 ans
 - d. 10 ou 11 ans
 - e. 12 ou 13 ans
 - f. 14 ou 15 ans
 - g. 16 ou plis.

5. Dan 30 derniers jours (ene mois), combien jours to fine fine cigarette?
 - a. 0 jour
 - b. 1 à 2 jours
 - c. 3 à 5 jours
 - d. 6 à 9 jours
 - e. 10 à 19 jours
 - f. 20 à 29 jours
 - g. tou les 30 jours.

6. Combien cigarette to fine fimé dan to la vie?
 - a. aucaine
 - b. 1 à 2 dam selman
 - c. 1 cigarette
 - d. 2 à 5 cigarettes
 - e. 6 à 15 cigarettes
 - f. 16 à 25 cigarettes
 - g. 26 à 99 cigarettes
 - h. plis qui 100 cigarettes

7. Dan 30 derniers jours (ene mois), dan ban jours to fine fimé, combien cigarettes to fine fimé?
 - a. mo pas fine fimé dan 30 derniers jours (ene mois)
 - b. moise qui ene cigarette par jour
 - c. 1 cigarette par jour
 - d. 2 à 5 cigarettes par jour
 - e. 6 à 10 cigarettes par jour
 - f. 11 à 20 cigarettes par jour
 - g. plis qui 20 cigarettes par jour.

8. Dan 30 derniers jours (ene mois), couma to fine gagne to cigarette?
 - a. mo pas fine fimé dan 30 derniers jours (ene mois)
 - b. mo fine asté dan ene tabagie ou ene la boutique

- c. mo fine donne ene dimoune casse pou li asté pou moi
 - d. mo fine prend preté ek ene dimoune
 - e. mo fine coquin
 - f. ene adulte ti donne moi
 - g. mo fine gagne li par ene lotte façon.
9. Qui qualité cigarette to habitué fimé?
- a. zamais mo fine fime cigarette
 - b. mo ne pli fime cigarette
 - c. cigarette normal (regular)
 - d. cigarette léger (light), cet-à-dire, cigarette qui ena moïnse goudron.
10. Dan 30 derniers jours(ene mois) ki marque cigarette to fine fimé normalement?
- a. mo pas fine fime aucaine cigarette dan ca 30 derniers jours la
 - b. Matelot
 - c. Matinée
 - d. Embassy
 - e. 555
 - f. Benson and Hedges
 - g. Les zottes
11. Aparte cigarette, eski to fine déza servi les zottes produits qui faire ek tabac, couma tabac qui massé, tabac qui respiré, cigar, ti cigar, la pipe?
- a. oui
 - b. no
12. Eski to fine déza servi tabac qui massé ou respiré?
- a. oui
 - b. non
13. Eski to fine déza essaye fime cigar, cigarillos ou ti cigar, meme ene ou de dam?
- a. oui
 - b. non
14. Eski to fine déza fimé tabac dan la pipe?
- a. oui
 - b. non
15. Eski parfois to fime cigarette mélangé avec les autres la drogue couma gandia?
- a. zamais mo fine fime cigarette
 - b. mo ne pli fime cigarette
 - c. non, mo fimé mais zamais mo melange cigarette ek les zottes la drogue
 - d. oui, mais selman ene ou de fois
 - e. oui, mo fine déza fime cigarette melangé avec les zottes la drogue plis qui 2 fois.
16. Eski ena plis chance ki to fimé après qui to fine prend l'alcol ou les zottes la drogue couma gandia, etc?
- a. zamais mo fine fime cigarette
 - b. mo ne pli fime cigarette
 - c. mo fimé mais zamais mo prend l'alcol ou servi les zottes la drogue
 - d. non, mo fime moïnse quand mo boire l'alcol ou quand mo servi les zottes la drogue
 - e. oui, mo fime plis quand mo prend l'alcol ou quand mo servi les zottes la drogue
 - f. mo fime pareil quand mo boire l'alcol ou quand mo servi la drogue.
17. Couma to asté to cigarettes?
- a. mo pas fime cigarette
 - b. mo pas asté cigarette
 - c. mo asté cigarette détail
 - d. mo asté paquet 10

- e. mo asté paquet 20
18. Combien to habitué paye ene paquet 10 cigarettes?
- mo pas fime cigarette
 - mo pas asté cigarette, ou bien mo pas asté par paquet 10
 - moinse qui Rs 20
 - Rs 21 à Rs 30
 - Rs 31 à Rs 40
 - Plis qui Rs 40
19. Combien to habitué paye ene paquet 20 cigarettes?
- mo pas fime cigarette
 - mo pas asté cigarette, ou bien mo pas asté par paquet 20
 - moinse qui Rs 30
 - Rs 31 à Rs 40
 - Rs 41 à Rs 50
 - Rs 51 à Rs 60
 - Rs 61 à Rs 70
 - Plis qui Rs 70
20. Dan 30 derniers jours(ene mois), combien to pensé to fine depensé lors cigarette?
- mo pas fime cigarette
 - mo pas asté mo cigarette
 - Rs1,15 à Rs Rs 32
 - Rs 33 à Rs 74
 - Rs 75 à Rs 375
 - Rs 376 à Rs 750
 - Rs 751 à Rs 1 500
 - Plis qui Rs 1 500
21. Dan 30 derniers jours (ene mois), combien l'argent de poche(pocket money) to gagné?
- mo pas gagne ditou l'argent de poche(pocket money)
 - mo gagne moins qui Rs 30
 - Rs 31 à Rs 150
 - Rs151 à Rs300
 - Rs 301 à Rs600
 - Rs 601 à Rs 900
 - Plis qui Rs 900
22. Dan 30 derniers jours(ene mois), eski ki kène fine déza refuse vende cigarette are toi à cause to laz?
- mo pas fine essaye asté cigarette dan 30 derniers jours(ene mois)
 - oui, ki kène fine refuse vende cigarette are moi à cause mo laz
 - non, mo laz pas fine empêche moi asté cigarette.
23. Cot to habitué fimé?
- zamai mo fine fime cigarette
 - dan la caze
 - dan l'école
 - dan travail
 - cot camarades
 - dan ban fêtes ou ban l'occasions couma maryaze, bal, fancy-fair
 - dan ban l'endroits publiques couma jardins, simin, dan coins magasins
 - les zottes places
24. Eski to fimé aster la?
- non, mo pas fimé
 - parfois, mais moins qui ene fois par mois
 - parfois dan ene mois, mais moins qui ene cigarette par semaine

- d. parfois dan ene semaine , mais moïnse qui ene cigarette par jour
 - e. au moins ene cigarette par jour.
25. Dan l'endroit cot to resté, eski to conne quit place qui vend cigarette en détail?
- a. oui
 - b. non.
26. Eski arrivé qui to fimé ou bien to gagne envie fimé premier zafaïre couma to lévé gramatin?
- a. zamais mo fine fime cigarette
 - b. mo ne pli fime cigarette
 - c. non, ni mo fimé, ni mo envi fimé couma mo lévé gramatin
 - d. oui, parfois mo fimé ou mo gagne envie fimé couma mo lévé gramatin
 - e. oui, mo tou le temps fimé ou gagne envie fimé couma mo lévé gramatin.

25 questions qui suive li lors to connaissance ek to l'attitude lors cigarette

27. Eski to parents fimé?
- a. non zot pas fimé
 - b. oui tou le de fimé
 - c. zis mo papa fimé
 - d. zis mo mama fimé
 - e. mo pas conné
28. Eski to frère(s) ou to sœur(s) fimé?
- a. non, ni mo frère(s) ni mo sœur(s) pas fimé
 - b. nek mo frère(s) qui fimé
 - c. nek mo sœur(s) qui fimé
 - d. mo frère(s) ek mo sœur(s) tou le de fimé
 - e. mo pas conné.
29. Eski to fine dèza asté ene cigarette ou n'importe qui lot produit faire avec tabac pou ene adulte?
- a. oui
 - b. non.
30. Eski to parent conné qui to fime cigarette?
- a. mo pas fime cigarette
 - b. oui
 - c. non.
31. Si ene to ban pli bon camarades offert toi ene cigarette, eski to pou fime li?
- a. bien sire non
 - b. capave non
 - c. capav oui
 - d. bien sire oui.
32. Eski dan to famille ki kène fine déza cause are toi lors mauvais l'effets cigarette?
- a. oui
 - b. non.
33. Eski to pensé qui cigarette léger /light (qui ena moïnse goudron) moïnse dangeré qui cigarette normale?
- a. zotte moïnse dangeré
 - b. zotte plis dangeré
 - c. tou le de pareil.
34. Dan ça 12 mois qui pe vini la, eski to pensé to pou fime ene cigarette?
- a. bien sire non
 - b. capave non
 - c. capave oui

- d. bien sire oui.
35. Eski to pensé to pou fimé dan 5 ans?
- bien sire non
 - capave non
 - capave oui
 - bien sire oui.
36. A n'importe qui moment l'année prochaine, eski to pensé to pou servi ban produits qui faire ek tabac couma tabac massé ou respiré?
- bien sire non
 - capave non
 - capave oui
 - bien sire oui.
37. Quand ene dimoune commence fimé, eski to pensé li difficile pou li arrêté ?
- bien sire non
 - capave non
 - capave oui
 - bien sire oui.
38. Eski to pensé ban garçons qui fime cigarette ena plis camarades ou moins camarades?
- plis camarades
 - moïnse camarades
 - même quantité camarades qui ban garçons ki pas fimé.
39. Eski to pensé ban tifi ki fime cigarette ena plis camarades ou moins camarades ?
- plis camarades
 - moïnse camarades
 - même quantité camarades qui ban tifi qui pas fimé.
40. Quand ene dimoune fime cigarette dan ene fête, ene party, ene reunion, eski sa faire li senti plis à l'aise ou moïnse à l'aise?
- plis à l'aise
 - moïnse à l'aise
 - li pareil couma ene dimoune ki pas fimé
41. Eski to pensé ène garçon qui fimé paret plis attirant ou moins attirant?
- plis attirant
 - moins attirant
 - li pareil couma ene garçon ki pas fimé
42. Eski to pensé ène tifi qui fimé paret plis attirante ou moins attirante?
- plis attirante
 - moins attirante
 - li pareil couma ene tifi ki pas fimé
43. Eski to pensé fime cigarette faire toi prend poids ou perdi poids?
- prend poids
 - perdi poids
 - pena differance
44. Eski to pensé fime cigarette li mauvais pou to la santé?
- bien sire non
 - capave non
 - capave oui
 - bien sire oui

45. Eski ena parmi to ban bons camarades ki fimé?
- personne
 - ène de
 - la plipart
 - zotte tou
46. Eski ene to ban bon camarades servi tabac qui massé ou respiré?
- aucaine
 - ène de
 - la plipart
47. Quand to trouve ène zomme fimé ki to pensé lors li?
- li manque confiance
 - li bête
 - li ène perdant
 - li ene dimoune qui fine réussi
 - li intelligent
 - li bien zomme
48. Quand to trouve ène femme fimé ki to pensé lors li?
- li manque confiance
 - li bête
 - li ène perdant
 - li ène dimoune qui fine réussi
 - li intelligente
 - li moderne
49. Eski to pensé to la santé pas pou affecté si to fime zis ène ou de ans et qui to arrêté après?
- bien sire non
 - capave non
 - capave oui
 - bien sire oui
50. Eski to pensé fime cigarette li moins dangeré pou ène dimoune dan to laz parcequi to toujours capave arreté pli tard?
- bien sire non
 - capave non
 - capave oui
 - bien sire oui
51. A présent to considère toi
- zamaï mo fine fime cigarette
 - ène ancien fimeur
 - ène fimeur rare (occasionnel)
 - ène fimeur habituel
 - ène fimeur quotidien (tou le jours)

**PROCHAINE 6 QUESTIONS DIMANE TOI SI TO EXPOSE EK LA FIMEE BAN LES
AUTRES FIMEURS EK BAN DETAILS/INFORMATIONS LORS LA**

52. Eski to pensé quand les zottes dimoune fime cigarettes, sa la fimé cigarette là mauvais pou to la santé?
- bien sur non

- b. capave non
- c. capave oui
- d. bien sur oui

53. Eski to pensé ène fimer bizin dimane permission ek ban dimounes dan so l'entourage pou fimé?
a. oui
b. non

54. Dan 7 derniers jours, combien jours ban dimounes fine fimé dan to présence dan to la caze?
a. 0
b. 1 à 2 jours
c. 3 à 4 jours
d. 5 à 6 jours
e. 7 jours

55. Dan 7 dernier jours, combien jours ban dimounes fine fimé dan to présence dan les zottes places qui to la caze?
a. 0
b. 1 à 2 jours
c. 3 à 4 jours
d. 5 à 6 jours
e. 7 jours

56. Si ène dimoune dimane permission pou fimé dan to presence, eski to pou laisse li fimé?
a. oui
b. non

57. Dan Moris/Rodrigues, pas gagne droit fimé dan ban l'endroit public (couma restaurant, bus, l'école, centres sportif, disco). Eski to d'accord are ça?
a. oui
b. non

PROCHAINE 10 QUESTIONS DIMANE TOI CE QUI TO PENSE LORS ARRETE FIME

58. Eski to envie arrête fimé aster là?
a. zamais mo fine fime cigarette
b. aster là mo pas pé fimé
c. oui
d. non

59. Eski to fine déza essaye arrête fimé mais trouvé ki to pas capave?
a. zamais mo fine fime cigarette
b. mo fine déjà reussi arrête fimé
c. oui
d. non

60. Combien fois, to fine essaye arrête fime cigarette?
a. zamais mo fine fime cigarette
b. 0 fois
c. 1 à 3 fois
d. 4 fois ou plus

61. L'année dernière eski to ti essaye arrête fime cigarette?
- zamaïs mo fine fime cigarette
 - l'année denière mo pas ti fimé
 - oui
 - non
62. Depi quand to fine arrête fime cigarette?
- zamaïs mo ine fimé
 - mo pas encore arrête fimé
 - 1 à 3 mois
 - 4 à 11 mois
 - 1 an
 - 2 ans
 - 3 ans ou plus
63. Quand dernier fois to ti fime éne cigarette, même ène ou de dam?
- zamaïs mo fine fime cigarette
 - azordi
 - pas azordi mais 1 fois semaine dernière
 - pas azordi mais 1 fois mois dernier
 - pas azordi mais 1 fois dan 6 dernier mois
 - pas dan ça dernier 6 mois-la mais l'année dernière
 - 1 à 4 ans de cela
 - 5 ans de cela ou plis
64. Pou qui raison principale to ti décidé pou arrête fime cigarette?
- zamaïs mo fine fime cigarette
 - mo pas encore arrête fimé
 - pou améiore mo la santé
 - pou economise l'argent
 - a cause mo famille pas content
 - a cause mo ban camarades pas content
 - pou lotte raisons
65. Eski to pensé to capave arrête fimé si to oulé?
- zamaïs mo fine fime cigarette
 - mo fine déza arrête fimé
 - oui
 - non
66. Eski to fine déza gagne l'aide ou conseil pou aide toi arrête fimé?
- zamaïs mo fine fime cigarettes
 - oui, a travers ène programme (e.g. dan programme l'ecole, programme arrête fimé, programme radio/TV)
 - oui, a travers ène professionnel (e.g. docter, educater, nurse, professor, etc.)
 - oui, a travers ène camarade
 - oui, par ene dimoune dan mo famille
 - oui, par ban programmes ou ban professionnelles, ek aussi par ban camarades et mo famille
 - non
67. Eski dan to l'école ou dan to l'endroit éna ban classes ou ban groupes speciale pou ban élèves qui envie arrête fimé?
- oui
 - non

- c. pas sur

PROCHAINE 12 QUESTIONS LI LORS TO CONNAISSANCE LOR BAN MESSAGES DAN MEDIA LORS CIGARETTE

68. Dan 30 derniers jours (ene mois), combien messages contre cigarette to fine trouvé dan média couma T.V, radio, posters géant, posters, lagazettes, magazines, films)
- a. boucou
 - b. tigit
 - c. ditout
69. Dan 30 dernier jours (ene mois), combien réclames contre cigarette to fine trouvé dan television?
- a. Mo pas guette television
 - b. boucou
 - c. tigit
 - d. ditout
70. Dan 30 dernier jours (ene mois), combien réclames contre cigarette to fine tendé lors radio?
- a.mo pas écoute radio
 - b.boucou
 - c.tigit
 - d.ditout
71. Dan 30 dernier jours (ene mois), combien messages contre cigarette to fine trouvé lors ban posters géant?
- a. boucou
 - b. tigit
 - c. di tout
72. Dan 30 dernier jours (ene mois), combien posters contre cigarette to fine trouvé?
- a.boucou
 - b.tigit
 - c.di tout
73. Dan 30 dernier jours (ene mois), combien messages contre cigarette to fine trouvé dan ban la gazettes ou magazines?
- a. boucou
 - b. tigit
 - c. di tout
74. Dan 30 dernier jours (ene mois), quand to fine écoute radio, combien fois to fine tan noms ban marques cigarette?
- a. mo pas écoute radio
 - b. boucou
 - c. parfois
 - d. zamais

75. Quand to alle dan ban activités sportifs, sociale ou communautaires (couma fancy fairs, concerts, mariazes, fêtes, discos), combien fois eski to trouve ban messages contre cigarette?
- a. zamaïs mo alle dan ban activités sportifs, sociales ou communautaires
 - b. boucou
 - c. parfois
 - d. zamaïs
76. Quand to guette télévision, videos ou films, combien fois to trouve ban acteurs pé fimé?
- a. mo pas guette TV, videos ou films
 - b. boucou
 - c. parfois
 - d. zamaïs
77. Dan 30 dernier jours (ene mois), quand to guette programmes sport ou les zottes programmes lors télévision, combien fois to trouve noms ban marques cigarette?
- a. mo pas guette TV
 - b. boucou
 - c. parfois
 - d. zamaïs
78. Dan 30 derniers jours (ene mois), combien réclames ou promotions lors cigarette to fine trouvé dan ban la gazettes ou magazines dehors ou lors Internet?
- a. boucou
 - b. tigit
 - c. di tout
79. Eski ene représentant ou ene vendeur fine déza offert toi ene cigarette gratis?
- a. oui
 - b. non

PROCHAINE 8 QUESTIONS DIMANE TOI CE QUI MONTRE LORS CIGARETTE DAN L'ECOLE

80. L'année dernière, eski to fine écoute ban group zenes décourage ban zennes couma toi pou pas fimé?
- a. Oui
 - b. Non
81. L'année dernière, eski ene officier la santé fine explik toi qui faire cigarette dangéré pou to la santé?
- a. oui
 - b. non
82. L'année dernière, eski ene organisation relizié fine décourage ban zennesse couma toi pou fimer?
- a. oui
 - b. non

83. Eski sa l'année là dan l'école, dan n'importe qui cours dan classe, fine explik toi lors danger cigarette?
- oui
 - non
 - mo pas sire
84. Eski sa l'année là dan l'école, dan n'importe qui cours dan classe, fine dire toi ki dimounes dan to laz normalement pas fime cigarette?
- oui
 - non
 - mo pas sire
85. Eski sa l'année là dan l'école, dan n'importe qui cours dan classe, zotte fine cause lors ban raisons qui faire dimounes zotte laz pas fime cigarette?
- oui
 - non
 - mo pas sire
86. Eski, sa l'année là dan l'école, dan n'importe qui cours dan classe fine explik lors dangers cigarette couma li faire lédent vine jaune, li faire gagne rides, ou li faire toi senti mauvais?
- oui
 - non
 - mo pas sire
87. Quand dernier fois to fine cause lors cigarette ek la santé dan ene cours dan classe?
- zamaï
 - sa terme-là
 - dernier terme
 - 2 termes avant
 - 3 termes avant
 - plis ki ene an de cela.

3 DERNIER QUESTIONS DIMANE INFORMATIONS LORS TOI

88. Qui laz to ena?
- 11 ans ou moins
 - 12 ans
 - 13 ans
 - 14 ans
 - 15 ans
 - 16 ans
 - 17 ans ou plis
89. Eski to ene garçon ou ene tifi?
- garçon
 - tifi
90. Dan qui forme to été?
- Form II
 - Form III
 - Form IV

Global School Personnel Survey
Questionnaire

Ministry of Health and Quality of Life, Mauritius
and
***Commission for Education, Training, Arts and Culture,**
Library Services and Human Resources, Rodrigues

2008

** For Rodrigues only*

Choose only one answer for each question

Demographics

1. How old are you?
 - a. 19 years or younger
 - b. 20 to 29 years
 - c. 30 to 39 years
 - d. 40 to 49 years
 - e. 50 to 59 years
 - f. 60 years old or older

2. What is your gender?
 - a. Female
 - b. Male

3. What is your primary position in this school?
 - a. Rector/Deputy Rector
 - b. Headteacher/Deputy Headteacher
 - c. Teacher
 - d. Clerical staff
 - e. Other type of school personnel

4. To what extent are you responsible for teaching about health?
 - a. It is one of my primary responsibilities for teaching about health.
 - b. It is not one of my primary responsibilities, but I do teach about health sometimes.
 - c. I do not teach about health.

Tobacco Use

5. Have you ever smoked cigarettes?
 - a. Yes
 - b. No

6. Have you smoked at least 100 cigarettes in your lifetime?
 - a. Yes
 - b. No

7. Have you ever smoked cigarettes on school premises/property during the past year?
 - a. Yes
 - b. No

8. Do you now smoke cigarettes daily, occasionally or not at all?
 - a. Daily
 - b. Occasionally
 - c. Not at all

9. Have you ever used other tobacco products like cigars, cigarillos, pipes, chewing tobacco or snuff on school premises/ property during the past year?
 - a. Yes
 - b. No

10. Do you now use other tobacco products like cigars, cigarillos, pipes, chewing tobacco or snuff daily, occasionally or not at all?
 - a. Daily
 - b. Occasionally
 - c. Not at all

11. Have you ever received help from your school to stop smoking cigarettes or using tobacco?
 - a. Yes
 - b. No

Knowledge and Attitudes

12. Do you think smoking should be banned in public places?
- Yes
 - No
13. Do you think smoke from other peoples's cigarettes is harmful to you?
- Yes
 - No
14. Do you think tobacco use by a teacher influences tobacco use among youth?
- Yes
 - No
15. Do you think teachers need specific training to be able to teach students how to avoid or stop using tobacco?
- Yes
 - No
16. Do you think schools should have a policy or rule specifically prohibiting tobacco use among students on school premises/property?
- Yes
 - No
17. Do you think schools should have a policy or rule specifically prohibiting tobacco use among school personnel on school premises/property?
- Yes
 - No
18. Do you think the tobacco industry should be allowed to sponsor school or extra curricula activities, such as sporting events?
- Yes
 - No
19. Do you think advertising of tobacco products should be completely banned?
- Yes
 - No
20. Do you think the price of tobacco products should be increased?
- Yes
 - No
21. Do you think the tobacco industry deliberately encourages youth to use tobacco?
- Yes
 - No
22. How concerned are you about tobacco use among youth in your community?
- Very concerned
 - Somewhat concerned
 - Not at all concerned
23. Is tobacco use addictive?
- Yes
 - No
24. Does tobacco use cause malaria?
- Yes

b. No

25. Does tobacco use cause lung cancer?

- a. Yes
- b. No

26. Does tobacco use cause heart disease?

- a. Yes
- b. No

27. Have you ever advised a student to stop using tobacco?

- a. Yes
- b. No

School Policy

28. Can cigarettes or other tobacco products be purchased inside your school premises?

- a. Yes
- b. No

29. Can cigarettes or other tobacco products be bought within 100 metres of your school buildings?

- a. Yes
- b. No

30. Does your school have a policy or rule specifically prohibiting tobacco use among students inside school buildings?

- a. Yes
- b. No
- c. I do not know

31. Does your school have a policy or rule specifically prohibiting tobacco use among students outside school buildings, but on school premises/property?

- a. Yes
- b. No
- c. I do not know

32. Does your school have a policy or rule specifically prohibiting tobacco use at sponsored activities wherever they occur?

- a. Yes
- b. No.
- c. I do not know

33. Does your school have a policy or rule specifically prohibiting tobacco use among school personnel inside school buildings?

- a. Yes
- b. No
- c. I do not know

34. Does your school have a policy or rule specifically prohibiting tobacco use among school personnel outside school buildings, but on school premises/property?

- a. Yes
- b. No
- c. I do not know

35. Does your school have a policy or rule specifically prohibiting tobacco use among school personnel at school sponsored activities wherever they occur?

- a. Yes

- b. No
- c. I do not know

36. How well does your school enforce any of its policy or rule on tobacco use among students?

- a. There is no policy or rule on tobacco use among students
- b. Completely
- c. Partially
- d. Not at all

37. How well does your school enforce any of its policy or rule on tobacco use among school personnel?

- a. There is no policy or rule on tobacco use among school personnel
- b. Completely
- c. Partially
- d. Not at all

38. Does your school have a policy or rule prohibiting the use of all forms of tobacco by visitors in all school buildings, on school grounds, and at school-sponsored events?

- a. Yes
- b. No
- c. I do not know

School curriculum

39. Is tobacco use prevention included somewhere in your school curriculum?

- a. Yes
- b. No
- c. I do not know

40. Do you have access to teaching and learning materials about tobacco use and how to prevent its use among youth?

- a. Yes
- b. No

41. Have you ever received training to prevent tobacco use among youth?

- a. Yes
- b. No

42. Are non-classroom programmes or activities (such as assembly) used to teach prevention of tobacco use to students in your school?

- a. Yes
- b. No

Thank You

7. List of Tables

Global Youth Tobacco Survey

Table 1: Ever smokers, current smokers and susceptibility to start smoking	11	
Table 2: Age of first trying a cigarette	13	
Table 3: Reasons to start smoking	15	
Table 4: Number of cigarettes smoked	16	
Table 5: Experimentation with other tobacco products and tobacco mixed with other drugs.	18	
Table 6: Knowledge of harmful effects of smoking on health	19	
Table 7: Attitudes towards smoking	20	
Table 8: Attitudes towards smoking	21	
Table 9: Places where current smokers usually smoke	22	22
Table 10: How current smokers/students get their cigarettes	23	
Table 11: Purchase of cigarettes in stores by minors	25	
Table 12: Purchase of cigarettes, loose or in packets	25	
Table 13: Exposure to environmental tobacco smoke	26	
Table 14: Environmental tobacco smoke is harmful to health	28	
Table 15: Permission to smoke	29	
Table 16: Ban on smoking	30	
Table 17: Sources of anti-smoking media messages	32	
Table 18: Sources of pro-smoking media messages	33	
Table 19: Anti- smoking education in classes	34	34
Table 20: Sources of information on smoking	35	
Table 21: Dependence on tobacco	36	
Table 22: Difficulty to quit smoking	37	
Table 23: Desire to quit smoking	38	
Table 24: Reasons to give up smoking	39	

Global School Personnel Survey

Table 1: Prevalence	56	
---------------------	----	--

Table 2: Knowledge on health effects of tobacco use	58
Table 3: Attitudes towards tobacco use	59
Table 4: Attitudes towards tobacco use	61
Table 5: School policies on tobacco use	62
Table 6: School policies on tobacco use	63
Table 7: Access to training and teaching materials	64
Table 8: Extra-curricular activities on tobacco use prevention	66

8. List of Figures

Global Youth Tobacco Survey

Figure 1: Ever smokers, current smokers and susceptibility to start smoking (Mauritius)	11
Figure 2: Ever smokers, current smokers and susceptibility to start smoking (Rodrigues)	12
Figure 3: Age of first trying a cigarette (Mauritius)	14
Figure 4: Age of first trying a cigarette (Rodrigues)	14
Figure 5: Number of cigarettes smoked (Mauritius)	16
Figure 6: Number of cigarettes smoked (Rodrigues)	17
Figure 7: How current smokers get their cigarettes (Mauritius)	23
Figure 8: How current smokers get their cigarettes (Rodrigues)	24
Figure 9: Exposure to environmental tobacco smoke (Mauritius)	27
Figure 10: Exposure to environmental tobacco smoke (Rodrigues)	27
Figure 11: Ban on smoking (Mauritius)	30
Figure 12: Ban on smoking (Rodrigues)	31

Global School Personnel Survey

Figure 1: Tobacco use among school personnel (Mauritius)	56
Figure 2: Tobacco use among school personnel (Rodrigues)	57
Figure 3: Attitudes towards tobacco use (Mauritius)	59
Figure 4: Attitudes towards tobacco use (Rodrigues)	60
Figure 5: Access to training and teaching materials (Mauritius)	65
Figure 6: Access to training and teaching materials (Rodrigues)	65

7. References

1. WHO. Building Blocks for Tobacco control, A Handbook. Geneva: 2004
2. WHO. MPOWER: A policy package to reverse the tobacco epidemic. Geneva: 2008.
3. Mackay J, Eriksen M, Shafey O. The Tobacco Atlas. American Cancer Society, UICC. 2006
4. Ministry of Health and Quality of Life. Mauritius Non-Communicable Diseases Survey. 2004
5. Ministry of Health and Quality of Life. Rodrigues Non-Communicable Diseases Survey. 2004
6. Warren W, Lee J, Lea V. Evolution of the Global Tobacco Surveillance System 1990-2008. CDC. 2008
7. CDC. GYTS Analysis Workshop Documentation. October 2008.
8. WHO Europe. Tobacco or Health: The Way forward. First European Conference on Tobacco Policy. 1988
9. WHO. Protection from exposure to second-hand smoke. Policy recommendations. Geneva: 2007.
10. Tobacco and the Rights of the Child. Geneva: 2001
11. Chollat-Traquet C. Evaluating tobacco control activities: Experience and guiding principles. Geneva: WHO, 1996
12. BMJ Journals. Tobacco Control. Vol. 15, Supplement II, June 2006
13. Pentz MA, Brannon BR, Charlin VL, et al. The power of policy: the relationship of smoking policy to adolescent smoking. *Am J Public Health*
14. Wakefield MA, Chaloupka FJ, Kaufman NJ, et al. Effect of restrictions on smoking at home, at school, and in public places on teenage smoking: cross sectional study. *BMJ* 2000; 321: 333-7
15. Moore L, Roberts C, Tudor-Smith C. School smoking policies and smoking prevalence among adolescents: multilevel analysis of cross-sectional data from Wales. *Tobacco Control* 2001; 10:117-23
16. Griesbach D, Inchley J, Currie C. More than words? The status and impact of smoking policies in Scottish schools. *Health Promotion International* 2002; 17: 31-41
17. Wold B, torsheim T, Currie C, et al. National and school policies on restrictions of teacher smoking: a multilevel analysis of student exposure to teacher smoking in seven European countries. *Health Educ Res* 2004; 19: 217-26
18. Poulsen LH, Osler M, Roberts C, et al. Exposure to teachers smoking and adolescent smoking behaviour: analysis of cross-sectional data from Denmark. *Tob Control* 2002; 11: 246-51
19. Trinidad DR, Gilpin EA, Pierce JP. Compliance and support for smoke-free school policies. *Health Educ Res* 2005; 20: 466-75
20. Warren C, Asma S, Lee J, Lea V, Mackay J. Global Tobacco Surveillance System: The GTSS Atlas. CDC, World Lung Foundation. 2009.

